



CONCRETA

 **Tagina**
STORIE DI STILE

CONCRETA

UNA COLLEZIONE COMPLETA, DISPONIBILE IN 4 SPESSORI CAPACE DI GARANTIRE ED ESALTARE LA CONTINUITÀ TRA INTERNO ED ESTERNO FINO A VESTIRE L'ARREDO URBANO.

A complete collection, available in 4 thicknesses, able to guarantee and enhance the continuity between inside and outside to dress up urban furniture.

Une collection complète, disponible en 4 épaisseurs pour garantir et expliquer la continuité entre l'intérieur et l'extérieur jusqu'à l'aménagement urbain.

Eine komplette Kollektion, verfügbar in 4 Stärken, um die Kontinuität zwischen innen- und aussenbereich zu gewährleisten bis zu den städtischen Einrichtungen.

Una collezione "effetto cemento" dall'aspetto elegante e sofisticato che interpreta perfettamente la corrente minimalista contemporanea, ancora più accentuata dal grande formato.

La texture dall'aspetto glamour e vissuto, volutamente imperfetta, risulta morbida e piacevole al tatto, rispetta le caratteristiche visive del cemento ma con i vantaggi del grès porcellanato anche in una finitura grip disponibile in 3 colori.

La collezione si completa con un decoro da pavimento e rivestimento, in una varietà di colori soft ma distintivi che celebrano lo stile inconfondibile di Tagina.

A collection that reproduces a "cement effect" with an elegant and sophisticated look that perfectly interprets the contemporary minimalist current, even more accentuated by the large size.

The texture with a glamour and lived-in look, deliberately imperfect, is soft and pleasant to the touch, respects the visual characteristics of the cement but with the advantages of porcelain stoneware also in a grip finishing available in 3 colors.

The collection is completed with a floor and wall decoration, in a variety of soft but distinctive colors that represent the unique style of Tagina.

Une collection «effet ciment» avec une apparence élégante et sophistiquée qui interprète parfaitement le courant minimaliste contemporain, encore plus accentué par le grand format.

La texture au look glamour est habitée, délibérément imparfaite, douce et agréable au toucher, respecte les caractéristiques visuelles du ciment mais offre également les avantages du grès cérame dans une finition grip disponible en 3 couleurs.

La collection est complétée par un Décor pour le mur et sol, dans une variété de couleurs soft mais distinctives qui célèbrent le style unique de Tagina.

Eine Kollektion mit „Zementeffekt“ und einem eleganten und raffinierten Look, der die zeitgenössische minimalistische Strömung am Besten interpretiert, betont durch das grosse Format.

Die Textur mit einem glamour und lebendiges Aussehen, das bewusst nicht perfekt ist, sich weich und angenehm anfühlt, respektiert die optischen Eigenschaften des Zements, aber mit den Vorteilen des Feinsteinzeuges, und ist auch in der Anfertigung Grip in 3 Farben verfügbare.

Die Kollektion ist vervollständigt durch eine Boden- und Wanddekoration in einer Vielzahl von weichen, aber unverwechselbaren Farben, mit dem unverkennbaren Stil von Tagina.



INDOOR 1 CM

Soluzioni contemporanee per l'interior design

Contemporary solutions for interior design.
Solutions contemporaines pour le design intérieur.
Zeitgemäße Lösungen für das Interior Design.

Con le ultime proposte nel tradizionale spessore 1 cm, Tagina rinnova la propria capacità di offrire superfici ceramiche per pavimenti e rivestimenti in grado di coniugare ricercatezza estetica e ottime prestazioni. Soluzioni ideali per caratterizzare gli spazi del vivere e dell'abitare con un suggestivo design contemporaneo.

By launching the latest products in the classic 1cm thickness, Tagina reconfirms its capacity to produce ceramic surfaces for floors and walls, able to combine aesthetic refinement with excellent performance. These solutions are suitable for characterising living spaces with an evocative contemporary design.

Avec les dernières propositions dans l'épaisseur traditionnelle de 1 cm, Tagina renouvelle sa capacité à proposer des surfaces en céramique pour sols et murs capable de combiner raffinement esthétique et excellentes performances. Des solutions idéales pour caractériser les espaces de vie et de vivre avec un design contemporain suggestif.

Mit den neuesten Vorschlägen in der traditionellen Stärke von 1 cm bietet Tagina wieder Keramikoberflächen für Fußböden und Wände an, die ästhetische Verfeinerung und hervorragende Leistung vereinen. Ideale Lösungen, um die Lebensräume mit einem faszinierenden zeitgenössischen Design zu charakterisieren.

OUTDOOR R11: 1 CM / 2 CM / 3 CM

Versatilità e prestazioni per la progettazione in esterna

Versatility and performance for outdoor design.
Polyvalence et performance pour l'aménagement extérieur.
Vielseitigkeit und Leistungen für Outdoor-Design.

Tre tipologie di spessori appositamente pensate per trovare sempre il punto di equilibrio più avanzato tra performance tecniche e stile in tutti i contesti outdoor, anche in piena continuità progettuale con gli ambienti indoor.

Three types of thicknesses expressly conceived to ensure the most advanced combination of technical performance with style for all outdoor contexts, while also maintaining design continuity with indoor environments.

Trois types d'épaisseurs spécialement conçues pour trouver toujours l'équilibre le plus avancé entre performances techniques et style dans tous les contextes extérieurs, même dans la continuité de la conception avec les environnements intérieurs.

Drei Stärken, die speziell entwickelt wurden, um stets das bestmögliche Gleichgewicht zwischen technischer Leistung und Stil in allen Außenbereichen zu entwickeln, zusammen mit einer Designkontinuität der Innenbereiche.

2 CM / 3 CM


POSA SU ERBA
LAYING ON GRASS
POSE SUR PELOUSE
VERLEGUNG AUF WIESE



POSA SU GHIAIA E SABBIA
LAYING ON GRAVEL AND SAND
POSE SUR SABLE OU SUR GRAVIER
VERLEGUNG AUF KIES-ODER SAND-BETT



POSA TRADIZIONALE
STANDARD LAYING
POSE TRADITIONNELLE
HERKÖMMLICHE VERLEGUNGSART



POSA SOPRAELEVATA
RAISED LAYING
POSE SURÉLEVÉE
VERLEGUNG AUF STELZLAGERN



URBAN

La nuova dimensione del design metropolitano

The new feature of urban design.
La nouvelle dimension du design métropolitain.
Die neue Dimension des Stadtdesigns.

INTRODUCENDO L'INEDITO SPESSORE 5 CM, TAGINA SCHIUDE LA STRADA ALL'UTILIZZO DEL GRES PORCELLANATO NEI PIÙ SFIDANTI CONTESTI DI PAVIMENTAZIONE URBANA.

Superfici che vantano altissime capacità di resistenza ai carichi, alle sollecitazioni e agli agenti atmosferici e inquinanti, e abbattano al contempo il consumo di pietre e altri materiali naturali, ideali per inaugurare una nuova stagione della progettazione urbanistica all'insegna delle più elevate capacità prestazionali, della massima sostenibilità e di un accattivante stile metropolitano.

BY INTRODUCING THE NEW 5 CM THICKNESS, TAGINA FOSTERS THE USE OF PORCELAIN STONEWARE WITHIN THE MOST CHALLENGING CONTEXTS OF URBAN PAVING.

These surfaces praise high resistance to loads, stresses, weathering, pollutants and, at the same time, they cut down the consumption of stones and other natural materials, ideal for introducing a new era of urban design under the sign of the highest performance, the utmost sustainability and a charming urban style.

PRÉSENTANT L'AVANT-GARDE INEDITE DU 5 CM D'ÉPAISSEUR, TAGINA OUVRE LA ROUTE À L'UTILISATION DU GRÈS CÉRAMÉ DANS LES CONTEXTES DE L'AMÉNAGEMENT URBAIN LES PLUS DIFFICILES.

Surfaces présentant une très grande résistance aux charges, aux contraintes et aux agents atmosphériques et polluants, tout en réduisant la consommation de pierres et autres matériaux naturels, idéaux pour inaugurer une nouvelle saison de planification urbaine avec les capacités de performance les plus élevées, une durabilité maximale et d'un style métropolitain attrayant.

MIT DER EINFÜHRUNG DER 5 CM STÄRKE HAT TAGINA DIE STRASSE FÜR DIE VERWENDUNG VON FEINSTEINZEUG IN DEN HERAUSFORDERNDSTEN STÄDTISCHEN BODENKONTEXTEN ERÖFFNET.

Oberflächen, die eine sehr hohe Beständigkeit gegenüber Belastungen, Beanspruchungen sowie Witterungs- und Schadstoffen aufweisen und gleichzeitig den Verbrauch von Steinen und anderen natürlichen Materialien reduzieren, somit ideal zur Einführung einer neuen Saison der Stadtplanung mit höchster Leistungsfähigkeit, maximaler Nachhaltigkeit und eines ansprechenden Großstadtstils.



Grigio Chiaro 40x60 - 5 cm

20 mm, 30 mm e 50 mm.

Il giusto spessore per tutti i tipi di outdoor e urban design

20 mm, 30 mm and 50 mm. The right thickness for all kind of outdoor and urban design.
20 mm, 30 mm et 50 mm. La bonne épaisseur pour tous les types de design outdoor et urbain.
20 mm, 30 mm und 50 mm. Die richtige Stärke für Outdoor und Urban Design.

Tre tipologie di spessori appositamente pensate per sfruttare gli enormi vantaggi progettuali del gres porcellanato in tutti i contesti di progettazione outdoor: dal garden & landscape design, ai percorsi carrabili, fino alle pavimentazioni urbane che richiedono il massimo delle prestazioni dal punto di vista della resistenza a pesi, carichi e altre sollecitazioni estreme.

Three different thicknesses specifically conceived to exploit the enormous design advantages of porcelain stoneware within all contexts of outdoor design: from garden & landscape design, driveways, through to urban paving that require highest performance in terms of resistance to weights, loads and other extreme stresses.

Trois types d'épaisseurs spécialement conçues pour exploiter les énormes avantages du grès cérame dans tous les contextes extérieurs: de l'aménagement paysager à l'aménagement des allées, en passant par les allées carrossable jusqu'aux routes urbaines qui exigent des performances maximales du point de vue de la résistance, poids, charges et autres contraintes extrêmes.

Drei verschiedene Stärken, die speziell entwickelt wurden, um die enormen Designvorteile von Feinsteinzeug in allen Bereichen des Outdoor-Designs zu nutzen: vom Garten- und Landschaftsdesign über Zufahrten bis hin zu städtischen Böden, die maximale Leistung in Bezug auf die Beständigkeit gegen Gewichte, Lasten und andere extreme Belastungen.



Grigio Scuro 90x90 - 3 cm



20 mm 30 mm 50 mm



RESISTENTE
RESISTANT
RESISTANT
WIDERSTÄNDIG



MONOLITICO
MONOLITHIC
MONOLITHIQUE
MONOLITISCH



PRATICO
PRACTICAL
PRATIQUE
PRAKTISCH



INGELIVO
FROST RESISTANT
INGÉLIFS
FROSTBESTÄNDIG



DRENANTE
DRAINING
DRAINANT
ENTWÄSSERUNG



ANTISCIVOLO
ANTISLIP
ANTI GLISSANT
RUTSCHHEMMEND



FUNZIONALE
FUNCTIONAL
FONCTIONNEL
FUNKTIONAL

30 mm



CARRABILITÀ LEGGERA A SECCO
Permette il posizionamento senza ausilio di collanti.

HIGHLY RESISTANT TO LOADS
Allows laying without the use of adhesive.

CARROSSABLE LÉGÈRE ET SÈCHE.
Permet le positionnement sans l'utilisation d'adhésifs.

BEFAHRBAR BEI LEICHTEM BEANSPRUCH
AUF TROCKENVERLEGUNG. Ermöglicht die Verlegung ohne Verwendung von Klebstoffe.



CARICO DI ROTTURA
2,5 volte superiore al 20 mm.

BREAKING LOAD
2,5 times more than 20 mm.

CHARGE DE RUPTURE.
2,5 fois supérieur au 20 mm

BRUCHLAST
2,5 x höher als bei 20mm Stärke



RESISTENZA ALLA FLESSIONE
Elevata.

BENDING STRENGTH
High.

HAUTE RÉSISTANCE
au poinçonnement statique
HOHE BIEGEFESTIGKEIT



ANTIVENTO
Il peso elevato garantisce stabilità ed un maggiore ancoraggio al terreno.

WINDPROOF
The heavy weight guarantees stability and a strongest anchorage to the ground.

COUPE-VENT:
Le poids élevé garantit la stabilité et un meilleur ancrage au sol.

WIDERSTÄNDIG GEGEN WIND.
Das hohe Gewicht garantiert Stabilität und eine bessere Verankerung am Boden.

50 mm



CARRABILITÀ URBANA A SECCO
Permette il posizionamento senza ausilio di collanti in contesti urbani.

HIGHLY RESISTANT TO LOADS
Allows laying without the use of adhesive.

CARROSSABLE URBAIN À SEC.
Il permet le positionnement sans adhésifs en milieu urbain

BEFAHRBAR AUF TROCKENVERLEGUNG
IN DER STADT.
Ermöglicht die Verlegung ohne Verwendung von Klebstoffe in Stadtgebiete.



CARICO DI ROTTURA
1,5 volte superiore al 30 mm.

BREAKING LOAD
1,5 times more than 30 mm.

CHARGE DE RUPTURE.
1,5 fois supérieur au 30 mm.

BRUCHLAST
1,5x höher als bei 30mm Stärke



RESISTENZA ALLA FLESSIONE
Elevata.

BENDING STRENGTH
High.

RÉSISTANCE À LA FLEXION.
Élevé.
HOHE BIEGEFESTIGKEIT.

PIATTO DOCCIA 3 CM

La nuova frontiera del bathroom design

The new age of bathroom design.

La nouvelle frontière du design de la salle de bain.

Die neue Grenze des Badezimmer Design.

 SCARABEO®


Una novità che espande le potenzialità di utilizzo del gres porcellanato: in collaborazione con Scarabeo, Tagina propone un innovativo piatto doccia di 3 cm di spessore, disponibile in molteplici colori e ispirazioni cromatiche.

A new arrival that broadens porcelain stoneware's potential: in collaboration with Scarabeo, Tagina introduces an innovative, 3 cm-thick shower tray, available in various colours and shades.

Une nouveauté qui accroît le potentiel d'utilisation du grès cérame: en collaboration avec Scarabeo, Tagina propose un nouveau receveur de douche de 3 cm d'épaisseur, disponible en plusieurs couleurs.

Eine Neuheit, die das Potenzial der Verwendung von Feinsteinzeug erweitert: In Zusammenarbeit mit Scarabeo bietet Tagina eine innovative Duschwanne in 3 cm Stärke, in verschiedenen Farben und Farbinspirationen erhältlich.


8



GRIGIO CHIARO




GRIGIO SCURO



TERRA



BLU CIELO



Griglia inclusa
Drain grate included.
Grilles d'écoulement incluses.
Ablaufgitter inbegriffen.

9







12

Rivestimento / Wall_Grigio Chiaro 30x90
Pavimento / Floor_Dec. Ventaglio Grigio Chiaro 90x90



13

Grigio Chiaro 120x120 - 20x20





16

Grigio Scuro 60x120 - 60x60



17

Grigio Scuro 60x120 - 20x20





20

INDOOR _ Blu Cielo 120x120
OUTDOOR _ Blu Cielo 120x120 - 2 cm



21

Blu Cielo 60x120







26

INDOOR > Concreta: Terra 90x90
OUTDOOR > Concreta: Terra 90x90 - 2 cm



27


Terra 60x60 - 3 cm



28

29


INDOOR $\times 10$ mm



120x120 - 47¹¹/₈x47¹¹/₈ - FONDO RETTIFICATO
0AF5W12




90x90 - 35³/₈x35³/₈ - FONDO RETTIFICATO
0AF5W90



30x90 - 12¹¹/₆₄x35¹¹/₆₄ - FONDO RETTIFICATO
0AF5W39




90x90 - 35³/₈x35³/₈ - DECORO VENTAGLIO
RETTIFICATO - 0AF5W9D




30x90 - 12¹¹/₆₄x35¹¹/₆₄ - DECORO VENTAGLIO
RETTIFICATO - 0AF5W39/D




60x120 - 23⁵/₈x47¹¹/₈ - FONDO RETTIFICATO
0AF5W62




60x60 - 23⁵/₈x23⁵/₈
FONDO RETTIFICATO - 0AF5W60




20x20 - 7⁷/₈x7⁷/₈
FONDO RETTIFICATO
0AF5W20



COMPOSIZIONE MOSAICO
100 PZ 3x3 CM SU RETE
30x30 - 12¹¹/₆₄x12¹¹/₆₄
0AF5W33



COMPOSIZIONE MOSAICO
MULTICOLOR
100 PZ 3x3 CM SU RETE
30x30 - 12¹¹/₆₄x12¹¹/₆₄
0AFMC33



COMPOSIZIONE MOSAICO
MULTISIZE
6 PZ 5x5 CM - 15 PZ 10x5 CM - SU RETE
30x30 - 12¹¹/₆₄x12¹¹/₆₄
0AF5W5Z

OUTDOOR

60x60 - 23⁵/₈x23⁵/₈ - GRIP R11
0AF5W60/G

PEZZI SPECIALI / SPECIAL PIECES / PIÈCES SPÉCIALES / SPEZIALTEILE



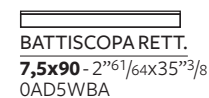
BATTISCOPA RETT.
7,5x60 - 2⁶¹/₆₄x23⁵/₈
0AD5WBT



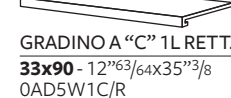
GRADINO A "C" 1L RETT.
33x60 - 12⁶³/₆₄x23⁵/₈
0AD5WCG/R



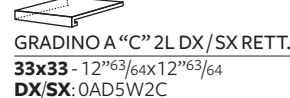
GRADINO A "C" 2L DX/SX RETT.
33x60 - 12⁶³/₆₄x23⁵/₈
DX: 0AD5WCD/R - **SX:** 0AD5WCS/R



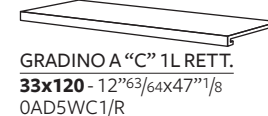
BATTISCOPA RETT.
7,5x90 - 2⁶¹/₆₄x35³/₈
0AD5WBA



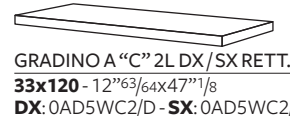
GRADINO A "C" 1L RETT.
33x90 - 12⁶³/₆₄x35³/₈
0AD5W1C/R



GRADINO A "C" 2L DX/SX RETT.
33x33 - 12⁶³/₆₄x12⁶³/₆₄
DX/SX: 0AD5W2C



GRADINO A "C" 1L RETT.
33x120 - 12⁶³/₆₄x47¹¹/₈
0AD5WC1/R



GRADINO A "C" 2L DX/SX RETT.
33x120 - 12⁶³/₆₄x47¹¹/₈
DX: 0AD5WC2/D - **SX:** 0AD5WC2/S



PIATTO DOCCIA
80x120 - 35³/₈x47¹¹/₈
0AD5WPD


GRIGLIA INCLUSA
DRAIN GRATE INCLUDED.
GRILLES D'ÉCOULEMENT INCLUSES.
ABLAUFGITTER INBEGRIFFEN.

$\times 30$ mm


OUTDOOR $\times 20$ mm



120x120 - 47¹¹/₈x47¹¹/₈ - FONDO RETTIFICATO COMPACT
0BF5W12



60x60 - 23⁵/₈x23⁵/₈ - FONDO RETTIFICATO COMPACT
0BF5W60



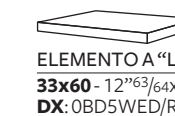
90x90 - 35³/₈x35³/₈ - FONDO RETTIFICATO COMPACT - 0BF5W90

* **90x90** - 35³/₈x35³/₈ - DECORO VENTAGLIO - RETTIFICATO COMPACT - 0BF5W9D

PEZZI SPECIALI SPECIAL PIECES / PIÈCES SPÉCIALES / SPEZIALTEILE



ELEMENTO A "L" 1L RETT.
33x60 - 12⁶³/₆₄x23⁵/₈
0BD5WE1/R



ELEMENTO A "L" 2L DX/SX RETT.
33x60 - 12⁶³/₆₄x23⁵/₈
DX: 0BD5WED/R - **SX:** 0BD5WES/R



ELEMENTO A "L" RETT.
33x90 - 12⁶³/₆₄x35³/₈
0BD5W1L



ELEMENTO A "L" 2L DX/SX RETT.
33x33 - 12⁶³/₆₄x12⁶³/₆₄
DX/SX: 0BD5W2L




ELEMENTO A "L" 1L RETT.
33x120 - 12⁶³/₆₄x47¹¹/₈
0BD5WL1/R



ELEMENTO A "L" 2L DX/SX RETT.
33x120 - 12⁶³/₆₄x47¹¹/₈
DX: 0BD5WL2/D - **SX:** 0BD5WL2/S

OUTDOOR $\times 30$ mm



90x90 - 35³/₈x35³/₈ - FONDO RETTIFICATO COMPACT
0CF5W90




60x60 - 23⁵/₈x23⁵/₈ - FONDO RETTIFICATO COMPACT
0CF5W60

INDOOR $\times 10$ mm




120x120 - 47¹¹/₈x47¹¹/₈ - FONDO RETTIFICATO
0AF5Y12



90x90 - 35³/₈x35³/₈ - FONDO RETTIFICATO
0AF5Y90




30x90 - 12¹/₆₄x35¹¹/₆₄ - FONDO RETTIFICATO
0AF5Y39




90x90 - 35³/₈x35³/₈ - DECORO VENTAGLIO
RETTIFICATO - 0AF5Y9D



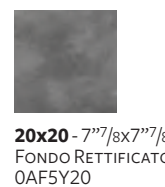
30x90 - 12¹/₆₄x35¹¹/₆₄ - DECORO VENTAGLIO
RETTIFICATO - 0AF5Y39/D




60x120 - 23⁵/₈x47¹¹/₈ - FONDO RETTIFICATO
0AF5Y62




60x60 - 23⁵/₈x23⁵/₈ - FONDO RETTIFICATO
0AF5Y60




20x20 - 7⁷/₈x7⁷/₈
FONDO RETTIFICATO
0AF5Y20



COMPOSIZIONE MOSAICO
100 PZ 3x3 CM SU RETE
30x30 - 12¹/₆₄x12¹/₆₄
0AF5Y33



COMPOSIZIONE MOSAICO
MULTICOLOR
100 PZ 3x3 CM SU RETE
30x30 - 12¹/₆₄x12¹/₆₄
0AFMC33

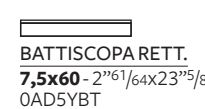


COMPOSIZIONE MOSAICO
MULTISIZE
6 PZ 5x5 CM - 15 PZ 10x5 CM - SU RETE
30x30 - 12¹/₆₄x12¹/₆₄
0AF5Y5Z

OUTDOOR

60x60 - 23⁵/₈x23⁵/₈ - GRIPR11
0AF5Y60/G

PEZZI SPECIALI / SPECIAL PIECES / PIÈCES SPÉCIALES / SPEZIALTEILE



BATTISCOPA RETT.
7,5x60 - 2⁶/₁₆x4x23⁵/₈
0AD5YBT



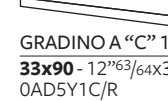
GRADINO A "C" 1L RETT.
33x60 - 12⁶/₆₃x4x23⁵/₈
0AD5YCG/R



GRADINO A "C" 2L DX/SX RETT.
33x60 - 12⁶/₆₃x4x23⁵/₈
DX: 0AD5YCD/R - **SX:** 0AD5YCS/R



BATTISCOPA RETT.
7,5x90 - 2⁶/₁₆x4x35³/₈
0AD5YBA



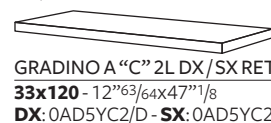
GRADINO A "C" 1L RETT.
33x90 - 12⁶/₆₃x4x35³/₈
0AD5Y1C/R



GRADINO A "C" 2L DX/SX RETT.
33x33 - 12⁶/₆₃x4x12⁶/₆₃
DX/SX: 0AD5Y2C



GRADINO A "C" 1L RETT.
33x120 - 12⁶/₆₃x4x47¹¹/₈
0AD5Y1R



GRADINO A "C" 2L DX/SX RETT.
33x120 - 12⁶/₆₃x4x47¹¹/₈
DX: 0AD5Y2D - **SX:** 0AD5Y2S



PIATTO DOCCIA
80x120 - 35³/₈x47¹¹/₈
0AD5YPD

GRIGLIA INCLUSA
DRAIN GRATE INCLUDED.
GRILLES D'ÉCOULEMENT INCLUSES.
ABLAUFGITTER INBEGRIFFEN.

$\times 30$ mm

OUTDOOR $\times 20$ mm



120x120 - 47¹¹/₈x47¹¹/₈ - FONDO RETTIFICATO COMPACT
0BF5Y12



60x60 - 23⁵/₈x23⁵/₈ - FONDO RETTIFICATO COMPACT
0BF5Y60



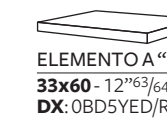
90x90 - 35³/₈x35³/₈ - FONDO RETTIFICATO COMPACT - 0BF5Y90

* **90x90** - 35³/₈x35³/₈ - DECORO VENTAGLIO - RETTIFICATO COMPACT - 0BF5Y9D

PEZZI SPECIALI SPECIAL PIECES / PIÈCES SPÉCIALES / SPEZIALTEILE



ELEMENTO A "L" 1L RETT.
33x60 - 12⁶/₆₃x4x23⁵/₈
0BD5YE1/R



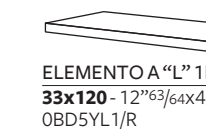
ELEMENTO A "L" 2L DX/SX RETT.
33x60 - 12⁶/₆₃x4x23⁵/₈
DX: 0BD5YED/R - **SX:** 0BD5YES/R



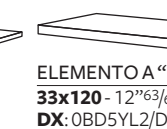
ELEMENTO A "L" RETT.
33x90 - 12⁶/₆₃x4x35³/₈
0BD5Y1L



ELEMENTO A "L" 2L DX/SX RETT.
33x33 - 12⁶/₆₃x4x12⁶/₆₃
DX/SX: 0BD5Y2L



ELEMENTO A "L" 1L RETT.
33x120 - 12⁶/₆₃x4x47¹¹/₈
0BD5YL1/R



ELEMENTO A "L" 2L DX/SX RETT.
33x120 - 12⁶/₆₃x4x47¹¹/₈
DX: 0BD5YL2/D - **SX:** 0BD5YL2/S

OUTDOOR $\times 30$ mm



90x90 - 35³/₈x35³/₈ - FONDO RETTIFICATO COMPACT
0CF5Y90



60x60 - 23⁵/₈x23⁵/₈ - FONDO RETTIFICATO COMPACT
0CF5Y60


INDOOR $\times 10$ mm



120x120 - 47¹¹/₈x47¹¹/₈ - FONDO RETTIFICATO
0AF9H12



90x90 - 35³/₈x35³/₈ - FONDO RETTIFICATO
0AF9H90



30x90 - 12¹¹/₆₄x35¹¹/₆₄ - FONDO RETTIFICATO
0AF9H39



90x90 - 35³/₈x35³/₈ - DECORO VENTAGLIO
RETTIFICATO - 0AF9H9D



30x90 - 12¹¹/₆₄x35¹¹/₆₄ - DECORO VENTAGLIO
RETTIFICATO - 0AF9H39/D




60x120 - 23⁵/₈x47¹¹/₈ - FONDO RETTIFICATO
0AF9H62




60x60 - 23⁵/₈x23⁵/₈ - FONDO RETTIFICATO
0AF9H60




20x20 - 7⁷/₈x7⁷/₈
FONDO RETTIFICATO
0AF9H20



COMPOSIZIONE MOSAICO
100 PZ 3x3 CM SU RETE
30x30 - 12¹¹/₆₄x12¹¹/₆₄
0AF9H33



COMPOSIZIONE MOSAICO
MULTICOLOR
100 PZ 3x3 CM SU RETE
30x30 - 12¹¹/₆₄x12¹¹/₆₄
0AFMC33



COMPOSIZIONE MOSAICO
MULTISIZE
6 PZ 5x5 CM - 15 PZ 10x5 CM - SU RETE
30x30 - 12¹¹/₆₄x12¹¹/₆₄
0AF9H5Z

OUTDOOR

60x60 - 23⁵/₈x23⁵/₈ - GRIP R11
0AF9H60/G

PEZZI SPECIALI / SPECIAL PIECES / PIÈCES SPÉCIALES / SPEZIALTEILE



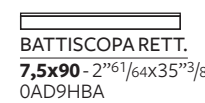
BATTISCOPA RETT.
7,5x60 - 2⁶¹/₆₄x23⁵/₈
0AD9HBT



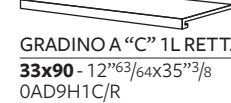
GRADINO A "C" 1L RETT.
33x60 - 12⁶³/₆₄x23⁵/₈
0AD9HCG/R



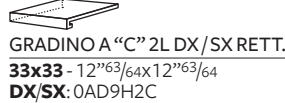
GRADINO A "C" 2L DX/SX RETT.
33x60 - 12⁶³/₆₄x23⁵/₈
DX: 0AD9HCD/R - SX: 0AD9HCS/R



BATTISCOPA RETT.
7,5x90 - 2⁶¹/₆₄x35³/₈
0AD9HBA



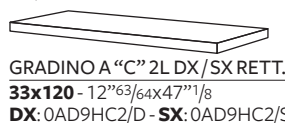
GRADINO A "C" 1L RETT.
33x90 - 12⁶³/₆₄x35³/₈
0AD9H1C/R



GRADINO A "C" 2L DX/SX RETT.
33x33 - 12⁶³/₆₄x12⁶³/₆₄
DX/SX: 0AD9H2C



GRADINO A "C" 1L RETT.
33x120 - 12⁶³/₆₄x47¹¹/₈
0AD9H1R



GRADINO A "C" 2L DX/SX RETT.
33x120 - 12⁶³/₆₄x47¹¹/₈
DX: 0AD9HC2/D - SX: 0AD9HC2/S




PIATTO DOCCIA
80x120 - 35³/₈x47¹¹/₈
0AD9HPD


GRIGLIA INCLUSA
DRAIN GRATE INCLUDED.
GRILLES D'ÉCOULEMENT INCLUSES.
ABLAUFGITTER INBEGRIFFEN.

$\times 30$ mm


OUTDOOR $\times 20$ mm



120x120 - 47¹¹/₈x47¹¹/₈ - FONDO RETTIFICATO COMPACT
0BF9H12



60x60 - 23⁵/₈x23⁵/₈ - FONDO RETTIFICATO COMPACT
0BF9H60



90x90 - 35³/₈x35³/₈ - FONDO RETTIFICATO COMPACT - 0BF9H90

* **90x90** - 35³/₈x35³/₈ - DECORO VENTAGLIO - RETTIFICATO COMPACT - 0BF9H9D

PEZZI SPECIALI
SPECIAL PIECES / PIÈCES SPÉCIALES / SPEZIALTEILE



ELEMENTO A "L" 1L RETT.
33x60 - 12⁶³/₆₄x23⁵/₈
0BD9HE1/R



ELEMENTO A "L" 2L DX/SX RETT.
33x60 - 12⁶³/₆₄x23⁵/₈
DX: 0BD9HED/R - SX: 0BD9HES/R



ELEMENTO A "L" RETT.
33x90 - 12⁶³/₆₄x35³/₈
0BD9H1L



ELEMENTO A "L" 2L DX/SX RETT.
33x33 - 12⁶³/₆₄x12⁶³/₆₄
DX/SX: 0BD9H2L



ELEMENTO A "L" 1L RETT.
33x120 - 12⁶³/₆₄x47¹¹/₈
0BD9HL1/R



ELEMENTO A "L" 2L DX/SX RETT.
33x120 - 12⁶³/₆₄x47¹¹/₈
DX: 0BD9HL2/D - SX: 0BD9HL2/S

OUTDOOR $\times 30$ mm



90x90 - 35³/₈x35³/₈ - FONDO RETTIFICATO COMPACT
0CF9H90



60x60 - 23⁵/₈x23⁵/₈ - FONDO RETTIFICATO COMPACT
0CF9H60


CONCRETA BLU CIELO

Gres porcellanato / Porcelain tiles / Grès cérame / Feinsteinzeug


INDOOR ≤ 10 mm




90x90 - 35^{3/8}x35^{3/8} - FONDO RETTIFICATO
0AFN590




30x90 - 12^{1/64}x35^{1/64}
FONDO RETTIFICATO
0AFN539



90x90 - 35^{3/8}x35^{3/8} - DECORO VENTAGLIO
RETTIFICATO - 0AFN59D




60x60 - 23^{5/8}x23^{5/8} - FONDO RETTIFICATO
0AFN560



20x20 - 7^{7/8}x7^{7/8}
FONDO RETTIFICATO
0AFN520




30x90 - 12^{1/64}x35^{1/64} - DECORO VENTAGLIO
RETTIFICATO - 0AFN539/D




PIATTO DOCCIA
80x120 - 35^{3/8}x47^{1/8}
OADN5PD

GRIGLIA INCLUSA
DRAIN GRATE INCLUDED.
GRILLES D'ÉCOULEMENT INCLUSES.
ABLAUFGITTER INBEGRIFFEN.


≤ 30 mm



COMPOSIZIONE MOSAICO
100 PZ 3x3 CM SU RETE
30x30 - 12^{1/64}x12^{1/64}
0AFN533

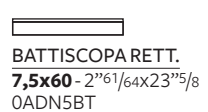


COMPOSIZIONE MOSAICO
MULTICOLOR
100 PZ 3x3 CM SU RETE
30x30 - 12^{1/64}x12^{1/64}
0AFMC33



COMPOSIZIONE MOSAICO
MULTISIZE
6 PZ 5x5 CM
15 PZ 10x5 CM
SU RETE
30x30 - 12^{1/64}x12^{1/64}
0AFN55Z

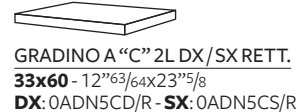
PEZZI SPECIALI / SPECIAL PIECES / PIÈCES SPÉCIALES / SPEZIALTEILE




BATTISCOPA RETT.
7,5x60 - 2^{61/64}x23^{5/8}
0ADN5BT



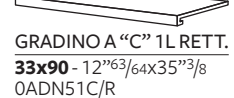
GRADINO A "C" 1L RETT.
33x60 - 12^{63/64}x23^{5/8}
0ADN5CG/R



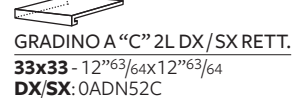
GRADINO A "C" 2L DX/SX RETT.
33x60 - 12^{63/64}x23^{5/8}
DX: 0ADN5CD/R - **SX:** 0ADN5CS/R



BATTISCOPA RETT.
7,5x90 - 2^{61/64}x35^{3/8}
0ADN5BA



GRADINO A "C" 1L RETT.
33x90 - 12^{63/64}x35^{3/8}
0ADN51C/R




GRADINO A "C" 2L DX/SX RETT.
33x33 - 12^{63/64}x12^{63/64}
DX/SX: 0ADN52C

36


CONCRETA VERDE MUSCHIO

Gres porcellanato / Porcelain tiles / Grès cérame / Feinsteinzeug


INDOOR ≤ 10 mm



90x90 - 35^{3/8}x35^{3/8} - FONDO RETTIFICATO
0AF5090



30x90 - 12^{1/64}x35^{1/64}
FONDO RETTIFICATO
0AF5039



90x90 - 35^{3/8}x35^{3/8} - DECORO VENTAGLIO
RETTIFICATO - 0AF509D




60x60 - 23^{5/8}x23^{5/8} - FONDO RETTIFICATO
0AF5060




20x20 - 7^{7/8}x7^{7/8}
FONDO RETTIFICATO
0AF5020




30x90 - 12^{1/64}x35^{1/64} - DECORO VENTAGLIO
RETTIFICATO - 0AF5039/D



COMPOSIZIONE MOSAICO
100 PZ 3x3 CM SU RETE
30x30 - 12^{1/64}x12^{1/64}
0AF5033



COMPOSIZIONE MOSAICO
MULTICOLOR
100 PZ 3x3 CM SU RETE
30x30 - 12^{1/64}x12^{1/64}
0AFMC33



COMPOSIZIONE MOSAICO
MULTISIZE
6 PZ 5x5 CM
15 PZ 10x5 CM
SU RETE
30x30 - 12^{1/64}x12^{1/64}
0AF505Z

PEZZI SPECIALI / SPECIAL PIECES / PIÈCES SPÉCIALES / SPEZIALTEILE



BATTISCOPA RETT.
7,5x60 - 2^{61/64}x23^{5/8}
0AD50BT



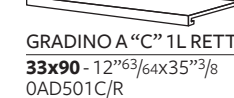
GRADINO A "C" 1L RETT.
33x60 - 12^{63/64}x23^{5/8}
0AD50CG/R



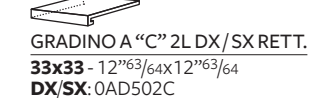
GRADINO A "C" 2L DX/SX RETT.
33x60 - 12^{63/64}x23^{5/8}
DX: 0AD50CD/R - **SX:** 0AD50CS/R



BATTISCOPA RETT.
7,5x90 - 2^{61/64}x35^{3/8}
0AD50BA



GRADINO A "C" 1L RETT.
33x90 - 12^{63/64}x35^{3/8}
0AD501C/R



GRADINO A "C" 2L DX/SX RETT.
33x33 - 12^{63/64}x12^{63/64}
DX/SX: 0AD502C

37

CARATTERISTICHE TECNICHE

Technical features.
Caractéristiques techniques.
Technische Eigenschaften.

GRES PORCELLANATO / Porcelain tiles / Grès cérame / Feinsteinzeug

GL-UGL	SPESORE THICKNESS ÉPAISSEUR STÄRKE	10 MM	20 MM	30 MM	50 MM
	ASSORBIMENTO ACQUA WATER ABSORPTION ABSORPTION D'EAU WASSERAUFNAHME	≤0,2%	≤0,2%	≤0,2%	≤0,2%
	RESISTENZA AL GELO FROST RESISTANCE RÉSISTANCE AU GEL FROSTBESTÄNDIGKEIT	INGELIVO FROSTRESISTENT FROSTBESTÄNDIG INGELIF	INGELIVO FROSTRESISTENT FROSTBESTÄNDIG INGELIF	INGELIVO FROSTRESISTENT FROSTBESTÄNDIG INGELIF	INGELIVO FROSTRESISTENT FROSTBESTÄNDIG INGELIF
	RESISTENZA ALLA FLESSIONE BENDING STRENGTH RÉS. AU POINÇONNEMENT STATIQUE BIEGEFESTIGKEIT	CONFORME COMPLIANT GEMÄSS	60X60: ≥54 N/MM ² 90X90: ≥48 N/MM ²	60X60: ≥50 N/MM ² 90X90: ≥50 N/MM ²	≥50 N/MM ²
	CARICO DI ROTTURA MEDIO BREAKAGE LOAD CHARGE DE RUPTURE BRUCHLAST	CONFORME COMPLIANT GEMÄSS	60X60: ≥11000 N 90X90: ≥8000 N	60X60: ≥26000 N 90X90: ≥24000 N U 30	≥40000 N
	RESISTENZA ABRASIONE ABRASION RESISTANCE RÉSISTANCE À L'ABRASION ABRIEFESTIGKEIT	IV	IV	IV	IV
	RESISTENZA ALLA MACCHIA STAIN RESISTANCE RÉSISTANCE À LA TACHE FLECKENBESTÄNDIGKEIT	5	5	5	5
	RESISTENZA AGLI AGENTI CHIMICI CHEMICAL RESISTANCE RÉSISTANCE CHIMIQUE CHEMISCHE BESTÄNDIGKEIT	GA-GLA GHA	GA-GLA GHA	GA-GLA GHA	GA-GLA GHA
	TEST SCIVOLAMENTO A PIEDE NUDO SU SUPERFICIE BAGNATA BAREFOOT SLIP ON WET SURFACE GLISSEMENT À PIED NU SUR SOL MOUILLÉ RUTSCHHEMMUNG: ANFORDERUNGEN AN BODENBELÄGEN IN NASSBELASTETEN BARFUSSBEREICHEN	CLASSE A+B GRIP: CLASSE A+B+C	CLASSE A+B+C	CLASSE A+B+C	CLASSE A+B+C
	RESISTENZA ALLO SCIVOLAMENTO ANTI-GLISSANT ANTI-GLISSANT RUTSCHHEMMEND	DIN 51130 R COEFF. ATTRITO BCR TORTUS ASTM C 1028 C.O.F DCOF (BOT 3000) SECTION 9.6 ANSI A137.1 2012	≥9 - GRIP: 11 DRY >0,40 - WET >0,40 DRY ≥0,60 - WET ≥0,60	≥11 DRY ≥0,60 - WET ≥0,60 DRY ≥0,60 - WET ≥0,60	≥11 DRY ≥0,60 - WET ≥0,60 DRY ≥0,60 - WET ≥0,60
	RESISTENZA AL SALE SALT RESISTANT RÉSISTANCE AU SEL BESTÄNDIG GEGEN SALZ	"	"	"	"

Il sale lascia un residuo di colore bianco che viene eliminato con acqua dolce e spazzolone. Strofinare fino alla rimozione totale del residuo.
Salt leaves a residual of white colour that can be removed with fresh water and scrubbing brush. Scrub until the total removal of the residual.
Le sel laisse un résidu blanc qui est enlevé avec de l'eau fraîche et un balai brosse. Frotter jusqu'à ce que le résidu soit complètement enlevé.
Salz hinterlässt einen weißen Rückstand, der mit frischem Wasser und einem Schrubber entfernt wird. Abreiben, bis der Rückstand vollständig entfernt ist.

IMBALLI

Packing list.
Emballage.
Verpackung.

INDOOR

		10 mm		PZ/PCS PCS/PACK PCS/PAQUET STK/KAR	MQ/PCS SQM/PACK M ² /PAQUET QM/KAR	KG/PCS KG/PACK KG/PAQUET KG/KAR	PAC/PAL PACK/PAL PAQ/PAL KAR/PAL	MQ/PAL SQM/PAL M ² /PAL QM/PAL	KG/PAL KG/PAL KG/PAL KG/PAL
FONDO RETTIFICATO 120x120	47 ¹¹ / ₈ x47 ¹¹ / ₈	1	1,4400	1	1,4400	35,50	36	51,84	1300
FONDO RETTIFICATO 60x120	23 ⁵ / ₈ x47 ¹¹ / ₈	1	1,4400	1	1,4400	32,00	30	43,20	1000
FONDO RETTIFICATO 90x90	35 ³ / ₈ x35 ³ / ₈	2	1,6200	2	1,6200	39,04	32	51,84	1300
FONDO RETTIFICATO 30x90	12 ¹ / ₆ x35 ³ / ₈	4	1,0800	4	1,0800	26,03	40	43,20	1075
FONDO RETTIFICATO 60x60	23 ⁵ / ₈ x23 ⁵ / ₈	3	1,0800	3	1,0800	24,40	40	43,20	1041
FONDO RETTIFICATO 20x20	7 ⁷ / ₈ x7 ⁷ / ₈	28	1,1200	28	1,1200	25,50	48	53,76	1240
MOSAICO 3x3 - 30x30	12 ¹ / ₆ x12 ¹ / ₆	11	0,9900	11	0,9900	18,44	30	29,70	553,2
COMPOSIZIONE MOSAICO MULTICOLOR 30x30	12 ¹ / ₆ x12 ¹ / ₆	11	0,9900	11	0,9900	18,44	30	29,70	553,2
COMPOSIZIONE MOSAICO MULTISIZE 30x30	12 ¹ / ₆ x12 ¹ / ₆	6	0,5400	6	0,5400	10,05	60	32,40	603,0
GRADINO A "C" 1 LATO RETTIFICATO 33x120	12 ⁶ / ₃ x64x47 ¹¹ / ₈	2	0,9600	2	0,9600	21,69	-	-	-
GRADINO A "C" 2L DX/SX RETTIFICATO 33x120	12 ⁶ / ₃ x64x47 ¹¹ / ₈	2	0,9600	2	0,9600	21,69	-	-	-
GRADINO A "C" 1 LATO RETTIFICATO 33x90	12 ⁶ / ₃ x64x35 ³ / ₈	2	0,7200	2	0,7200	16,26	-	-	-
GRADINO A "C" 1 LATO RETTIFICATO 33x60	12 ⁶ / ₃ x64x23 ⁵ / ₈	4	0,9600	4	0,9600	21,69	12	11,52	285
GRADINO A "C" 2L DX/SX RETTIFICATO 33x60	12 ⁶ / ₃ x64x23 ⁵ / ₈	4	0,9600	4	0,9600	21,69	12	11,52	285
GRADINO A "C" 2 LATI DX-SX 33x33	12 ⁶ / ₃ x64x12 ⁶ / ₃	4	0,6204	4	0,6204	14,00	-	-	-
BATTISCOPA RETTIFICATO 7,5x60	2 ⁶ / ₁ x64x23 ⁵ / ₈	28	1,2600	28	1,2600	28,35	40	50,40	1134
BATTISCOPA RETTIFICATO 7,5x90	2 ⁶ / ₁ x64x35 ³ / ₈	6	0,6750	6	0,6750	1,870	-	-	-

OUTDOOR

		20 mm		PZ/PCS PCS/PACK PCS/PAQUET STK/KAR	MQ/PCS SQM/PACK M ² /PAQUET QM/KAR	KG/PCS KG/PACK KG/PAQUET KG/KAR	PAC/PAL PACK/PAL PAQ/PAL KAR/PAL	MQ/PAL SQM/PAL M ² /PAL QM/PAL	KG/PAL KG/PAL KG/PAL KG/PAL
FONDO RETTIFICATO COMPACT 120x120	47 ¹¹ / ₈ x47 ¹¹ / ₈	1	1,4400	1	1,4400	68,00	18	25,92	1250
FONDO RETTIFICATO COMPACT 90x90	35 ³ / ₈ x35 ³ / ₈	1	0,8100	1	0,8100	37,00	32	25,92	1190
FONDO RETTIFICATO COMPACT 60x60	23 ⁵ / ₈ x23 ⁵ / ₈	2	0,7200	2	0,7200	30,00	32	23,04	990
ELEMENTO A "ELLE" 1 LATO RETTIFICATO 33x120	12 ⁶ / ₃ x64x47 ¹¹ / ₈	-	-	-	-	-	-	-	-
ELEMENTO A "ELLE" 2L DX/SX RETTIFICATO 33x120	12 ⁶ / ₃ x64x47 ¹¹ / ₈	-	-	-	-	-	-	-	-
ELEMENTO A "ELLE" 1 LATO RETTIFICATO 33x90	12 ⁶ / ₃ x64x35 ³ / ₈	2	0,6660	2	0,6660	28,20	-	-	-
ELEMENTO A "ELLE" 1 LATO RETTIFICATO 33x60	12 ⁶ / ₃ x64x23 ⁵ / ₈	4	0,9028	4	0,9028	40,20	-	-	-
ELEMENTO A "ELLE" 2L DX/SX RETTIFICATO 33x60	12 ⁶ / ₃ x64x23 ⁵ / ₈	2	0,4440	2	0,4440	18,50	-	-	-
ELEMENTO A "ELLE" 2 LATI DX-SX 33x33	12 ⁶ / ₃ x64x12 ⁶ / ₃	4	0,4884	4	0,4884	23,80	-	-	-

OUTDOOR

		30 mm		PZ/PCS PCS/PACK PCS/PAQUET STK/KAR	MQ/PCS SQM/PACK M ² /PAQUET QM/KAR	KG/PCS KG/PACK KG/PAQUET KG/KAR	PAC/PAL PACK/PAL PAQ/PAL KAR/PAL	MQ/PAL SQM/PAL M ² /PAL QM/PAL	KG/PAL KG/PAL KG/PAL KG/PAL
FONDO RETTIFICATO COMPACT 90x90	35 ³ / ₈ x35 ³ / ₈	1	0,8100	1	0,8100	55,00	20	16,20	1125
FONDO RETTIFICATO COMPACT 60x60	23 ⁵ / ₈ x23 ⁵ / ₈	1	0,3600	1	0,3600	25,00	44	15,84	1115

URBAN

		50 mm		PZ/PCS PCS/PACK PCS/PAQUET STK/KAR	MQ/PCS SQM/PACK M ² /PAQUET QM/KAR	KG/PCS KG/PACK KG/PAQUET KG/KAR	PAC/PAL PACK/PAL PAQ/PAL KAR/PAL	MQ/PAL SQM/PAL M ² /PAL QM/PAL	KG/PAL KG/PAL KG/PAL KG/PAL
40x60	23 ⁵ / ₈ x47 ¹¹ / ₈	-	12,50	-	12,50	9,60	120	9,6	1172
20x40	7 ⁷ / ₈ x47 ¹¹ / ₈	-	-	-	-	28,50	-	-	-

COMPLEMENTI

COMPLÉMENTS-COMPLÉMENTS - ZUBEHÖR

		PZ/PCS PCS/PACK PCS/PAQUET STK/KAR	MQ/PCS SQM/PACK M ² /PAQUET QM/KAR	KG/PCS KG/PACK KG/PAQUET KG/KAR	PAC/PAL PACK/PAL PAQ/PAL KAR/PAL	MQ/PAL SQM/PAL M ² /PAL QM/PAL	KG/PAL KG/PAL KG/PAL KG/PAL
PIATTO DOCCIA 30 MM - 80x120	35 ³ / ₈ x47 ¹¹ / ₈	1	9,6	55,00	20	19,20	1100



TAGINA CERAMICHE D'ARTE
Zona Industriale Nord - 06023 GUALDO TADINO (PG) - ITALY
Tel. +39 075 91471 - Fax +39 075 9141375
info>tagina.it - www.tagina.it

FOLLOW US

