

i rivestimenti 25x41

ESEDRA

SPESSORE

THICKNESS / ÉPAISSEUR / STÄRKE / ESPESOR / ТОЛЩИНА / 厚度

≠ 8 MM

1 SUPERFICIE (NATURALE)

SURFACE / SURFACE / OBERFLÄCHEN /
SUPERFICIE / ПОВЕРХНОСТИ / 表面

BICOTTURA IN PASTA BIANCA


WHITE BODY DOUBLE-FIRING / BICUISSON EN PÂTE BLANCHE /
WEISSSCHERBIGE ZWEIBRANDVERFAHREN / BICOCCIÓN EN PASTA BLANCA /
ПЛИТКА ДВОЙНОГО ОБЖИГА НА БЕЛОЙ МАССЕ / 白色坯体二次烧成

RIVESTIMENTO _ PAVIMENTO COORDINATO

FLOOR TILES _ WALL TILES / SOLS _ FAÏENCE / BODEN_WAND /
PAVIMIENTOS _ REVESTIMIENTOS / ПОЛЫ _ ОБЛИЦОВКА / 地砖_墙砖

4 COLORI


COLOURS / COULEURS / FARBEN / COLORES / ЦВЕТА / 颜色



ESEDRA (BIANCO)



PANTHEON (BEIGE)



OBELISCO (VERDE)



MAUSOLEO (ROSATO)

FORMATI

SIZES / FORMATS / FORMATE / FORMATOS / ФОРМАТЫ / 规格

25X41

10"x16"



41X41

16"x16"



ESEDRA (BIANCO)



| | |
|-----------------|----------------|
| FORMATO SIZE | CODICE CODE |
| 25x41 | 5810 |

OBELISCO (VERDE)



| | |
|-----------------|----------------|
| FORMATO SIZE | CODICE CODE |
| 25x41 | 5825 |

FASCIA 15x41



1660 PANTHEON (BEIGE)



1665 OBELISCO (VERDE)



1670 MAUSOLEO (ROSA)

FASCIA SPECCHIO 11,5x41



1575 PANTHEON (BEIGE)



1576 OBELISCO (VERDE)



1577 MAUSOLEO (ROSA)

PANTHEON (BEIGE)



| | |
|-----------------|----------------|
| FORMATO SIZE | CODICE CODE |
| 25x41 | 5815 |

MAUSOLEO (ROSATO)



| | |
|-----------------|----------------|
| FORMATO SIZE | CODICE CODE |
| 25x41 | 5835 |

LISTELLO 10x41



1625 ESEDRA (BIANCO)



1628 OBELISCO (VERDE)

LISTELLO 6,5x41



1565 ESEDRA (BIANCO)



1568 OBELISCO (VERDE)

PAVIMENTI COORDINATI 41x41 \neq 9,2MM **N**

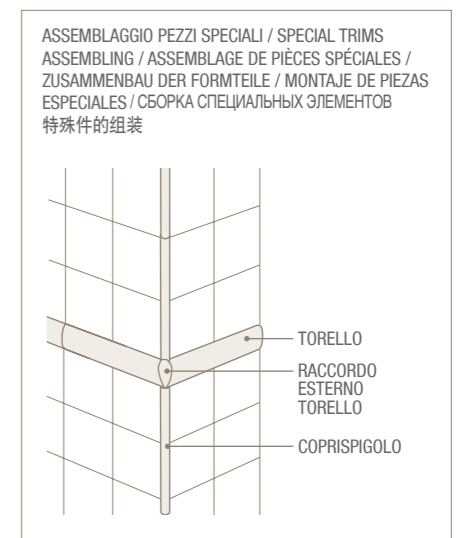


14040 PANTHEON (BEIGE)

PEZZI SPECIALI

SPECIAL TRIMS / PIÈCES SPÉCIALES / SONDERSTÜCKE / PIEZAS ESPECIALES / СПЕЦИАЛЬНЫЕ ИЗДЕЛИЯ / 特别装饰

| | TORELLO 5x41 | RACCORDO ESTERNO TORELLO 5x2 | COPRISPIGOLO 1x33 |
|-------------------|-----------------|------------------------------------|----------------------|
| PANTHEON (BEIGE) | 760 | 700 | 710 |
| OBELISCO (VERDE) | 763 | 701 | - |
| MAUSOLEO (ROSATO) | 766 | 702 | - |
| ESEDRA (BIANCO) | - | - | 703 |



BICOTTURA IN PASTA BIANCA / WHITE BODY DOUBLE-FIRING / BICUISSON EN PÂTE BLANCHE / WEISSSCHERBIGE ZWEIBRANDVERFAHREN / BICOCCIÓN EN PASTA BLANCA / ПЛИТКА ДВОЙНОГО ОБЖИГА НА БЕЛОЙ МАССЕ / 白色坯体二次烧成

RIVESTIMENTI



DECORI



PAVIMENTI COORDINATI



MONOCOTTURA

SINGLE FIRING / MONOCUISSON / EINBRANDVERFAHREN / MONOCOCCION / ОДНОКРАТНЫЙ ОБЖИГ / 一次烧成

EN 14411/K BIII GL

| FORMATO SIZE | PZ/SCAT. PCS/BOX | MQ/SCAT. SQM/BOX | KG/SCAT. KG/BOX | SCAT./PAL BOX/PAL | MQ/PAL SQM/PAL | KG/PAL |
|-------------------------|---------------------|---------------------|--------------------|----------------------|-------------------|--------|
| FONDO 25x41 (10"x16") | 15 | 1,537 | 19,63 | 45 | 69,17 | 883,35 |
| TORELLO 5x41 | 12 | 4,92 ml | 3,00 | - | - | - |
| RACCORDO TORELLO 5x2 | 10 | - | 0,18 | - | - | - |
| COPRISPIGOLO 1x33 | 36 | 12,00 ml | 1,32 | - | - | - |
| LISTELLO 6,5x41 | 9 | 3,69 ml | 4,50 | - | - | - |
| LISTELLO 10x41 | 9 | 3,69 ml | 7,59 | - | - | - |
| FASCIA SPECCHIO 11,5x41 | 12 | 4,92 ml | 6,00 | - | - | - |
| FASCIA 15x41 | 9 | 3,69 ml | 9,00 | - | - | - |

EN 14411/J BIIa GL

| FORMATO SIZE | PZ/SCAT. PCS/BOX | MQ/SCAT. SQM/BOX | KG/SCAT. KG/BOX | SCAT./PAL BOX/PAL | MQ/PAL SQM/PAL | KG/PAL |
|---------------------------|---------------------|---------------------|--------------------|----------------------|-------------------|---------|
| PAVIMENTO 41x41 (16"x16") | 9 | 1,512 | 30,84 | 48 | 72,58 | 1480,32 |