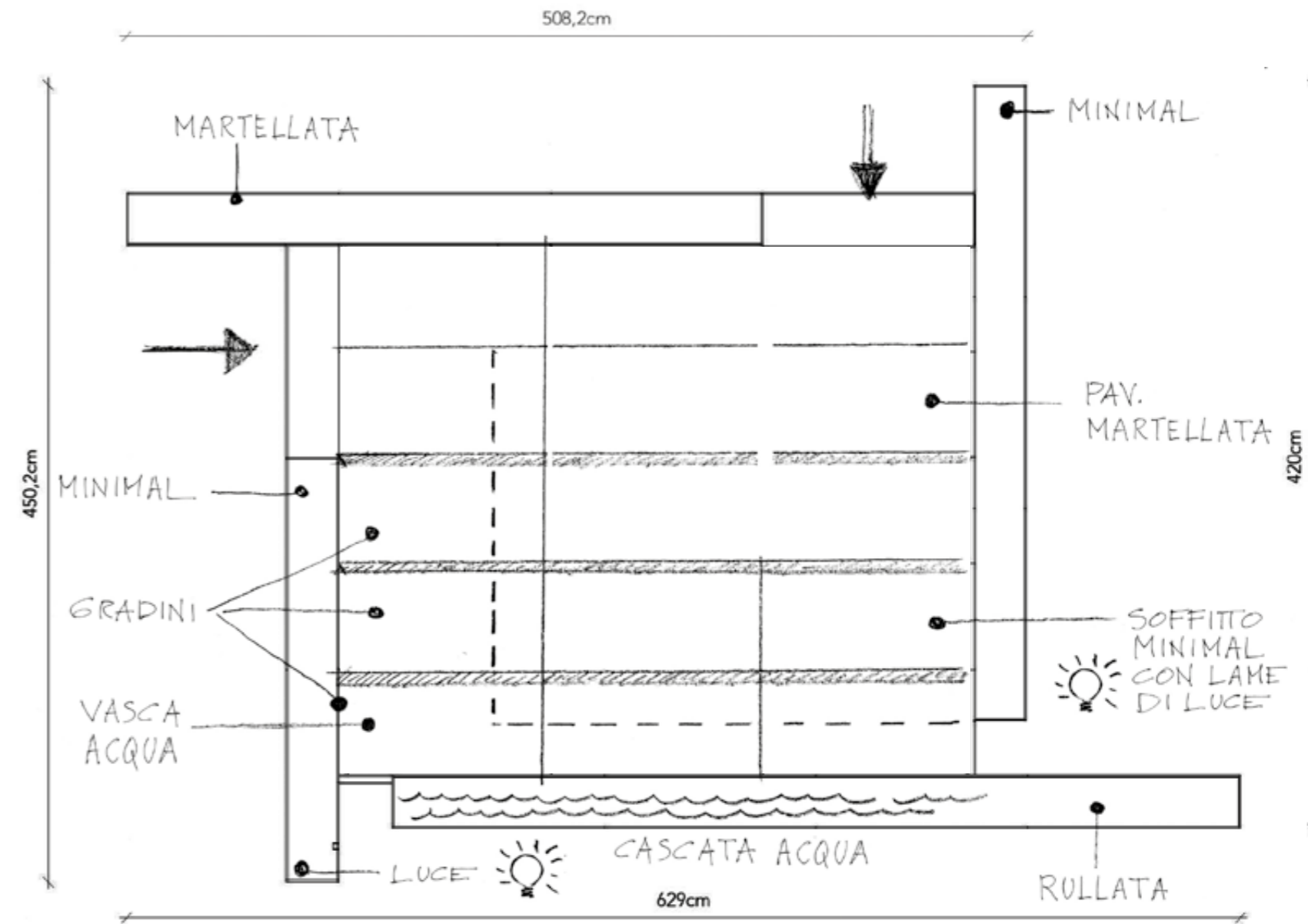


**STONETALK**



**COLD**



**DARK**

**GREY**

**WHITE**

**WARM**



**SAND**

**TAUPE**

**STONETALK  
PROSPECT**

**MINIMAL  
MINIMAL LAPPATO  
MINIMAL TECNICA** 

**MARTELLATA  
MARTELLATA TECNICA** 

**RULLATA**



## PARALLEL TALES

Una riflessione sulla forza primitiva ed essenziale della pietra e sulle differenti finiture che originano dalle sue diverse lavorazioni, ecco a cosa si ispira la collezione

**Stone Talk.** Il risultato è una pietra "archetipo", protagonista e discreta allo stesso tempo, destinata ad assumere diversi aspetti in superficie a seconda delle

lavorazioni effettuate. Stone Talk mette in scena l'autenticità e la capacità di cogliere i dettagli più sorprendenti delle lavorazioni della pietra, capace di raccontarsi

e di valorizzare la fisicità dell'opera architettonica, concreta, essenziale e funzionale. Ogni lavorazione trasforma la pietra rendendola ideale a differenti utilizzi.

Una collezione completa di elementi per poter creare un dialogo armonioso tra ambienti interni e spazi esterni e tecnica a tal punto da superare tutti gli standard

internazionali richiesti dalla moderna progettazione.

### Versione minimal

Dall'attenta selezione di rigorose superfici della pietra nasce la Minimal; elegante e preziosa nella versione lappata, essenziale e funzionale in quella tecnica.

### Versione Martellata

La Martellata prende vita dalla lavorazione di martellatura sulle superfici più venate della pietra. La texture così assume una nuova dinamicità fluida e variegata. Nella versione tecnica la superficie è particolarmente antiscivolo, tanto da renderla perfetta per spazi esterni, pubblici e privati.

### Versione Rullata

Con un effetto scanalato e sfaccettato sulla superficie ottenuto con il processo di rullatura, questa versione assume un look tridimensionale di grande impatto visivo, ideale soprattutto a rivestimento.

### Colori

Ciascuna versione è sviluppata in una palette cromatica di 5 nuance dove il bianco è l'elemento che, per contrasto e complementarità, si abbina sia ai colori caldi, sia alle tonalità fredde.

*A reflection on the primitive and minimalist form of stone and on the different finishes that originate from the different ways of working this material: this is what inspired the Stone Talk collection.*

*The result is an "archetypal" stone, a shining star, yet discreet at the same time, destined to assume different appearances in surfaces depending on the way it is worked.*

*Stone Talk features the authenticity and the ability to pick up and focus on the most surprising details of stone working, able to illustrate and enhance the physical side of a work of architecture: concrete, essential, functional. Each process transforms the stone, making it ideal for different uses. A complete collection of elements that creates a harmonious dialogue between indoor and outdoor spaces, and technical to the point of passing all international standards required by modern design.*

**Minimal Version:** From the careful selection of rigorous stone surfaces comes **Minimal**; elegant and precious in the semi-polished version, minimalist and functional in the technical version.

### Martellata Version:

*The hammered version comes about from the hammering process on the most veined surfaces of the stone. The texture thereby assumes a new fluid and varied dynamic. In the technical version, the surface has outstanding anti-slip properties, making it perfect for public and private outdoor areas.*

**Rullata Version:** With a grooved and faceted effect on the surface obtained through the rolling process, this version assumes a three-dimensional look with a strong visual impact, particularly ideal for wall tiles.

### Colours

*Each version is developed in a colour range of 5 shades, where white is the element that, by contrast and complementary nature, combines with both warm shades and with cold tones.*



**90G78R** Grey Minimal Nat. Rett. 60x120 - 23<sup>5/8</sup>"x47<sup>1/4</sup>"

**98G98R** Grey Martellata Nat. Rett. 60x120 - 23<sup>5/8</sup>"x47<sup>1/4</sup>"

**98G80R** White Rullata Nat. Rett. 60x120 - 23<sup>5/8</sup>"x47<sup>1/4</sup>"



**N9G76R** Taupe Minimal Nat. Rett. 90x90 - 35<sup>7</sup>/<sub>16</sub>"x35<sup>7</sup>/<sub>16</sub>"    **98G96R** Taupe Martellata Nat. Rett. 60x120 - 23<sup>5</sup>/<sub>8</sub>"x47<sup>1</sup>/<sub>4</sub>"    **98G83R** Sand Rullata Nat. Rett. 60x120 - 23<sup>5</sup>/<sub>8</sub>"x47<sup>1</sup>/<sub>4</sub>"



**98G79R** Dark Minimal Nat. Rett. 60x120 - 23<sup>5/8</sup>"x47<sup>1/4</sup>"

**98G99R** Dark Martellata Nat. Rett. 60x120 - 23<sup>5/8</sup>"x47<sup>1/4</sup>"

**98G89R** Dark Rullata Nat. Rett. 60x120 - 23<sup>5/8</sup>"x47<sup>1/4</sup>"



**formati / sizes**



60x120 - 23<sup>5/8"</sup> x 47<sup>1/4"</sup>

**TECNICA**

- |  |   |   |
|--|---|---|
| <b>98G70R</b> White Nat. Rett. ● <b>89</b> | <b>98G70P</b> White Lapp. Rett. ● <b>96</b> | <b>98G70RZ</b> White Nat. Rett. ● <b>91</b> |
| <b>98G78R</b> Grey Nat. Rett. ● <b>89</b>  | <b>98G78P</b> Grey Lapp. Rett. ● <b>96</b>  | <b>98G78RZ</b> Grey Nat. Rett. ● <b>91</b>  |
| <b>98G79R</b> Dark Nat. Rett. ● <b>89</b>  | <b>98G79P</b> Dark Lapp. Rett. ● <b>96</b>  | <b>98G79RZ</b> Dark Nat. Rett. ● <b>91</b>  |
| <b>98G73R</b> Sand Nat. Rett. ● <b>89</b>  | <b>98G73P</b> Sand Lapp. Rett. ● <b>96</b>  | <b>98G73RZ</b> Sand Nat. Rett. ● <b>91</b>  |
| <b>98G76R</b> Taupe Nat. Rett. ● <b>89</b> | <b>98G76P</b> Taupe Lapp. Rett. ● <b>96</b> | <b>98G76RZ</b> Taupe Nat. Rett. ● <b>91</b> |



90x90 - 35<sup>7/16"</sup> x 35<sup>7/16"</sup>

- |  |   |
|--|---|
| <b>N9G70R</b> White Nat. Rett. ● <b>91</b> | <b>N9G70P</b> White Lapp. Rett. ● <b>98</b> |
| <b>N9G78R</b> Grey Nat. Rett. ● <b>91</b>  | <b>N9G78P</b> Grey Lapp. Rett. ● <b>98</b>  |
| <b>N9G79R</b> Dark Nat. Rett. ● <b>91</b>  | <b>N9G79P</b> Dark Lapp. Rett. ● <b>98</b>  |
| <b>N9G73R</b> Sand Nat. Rett. ● <b>91</b>  | <b>N9G73P</b> Sand Lapp. Rett. ● <b>98</b>  |
| <b>N9G76R</b> Taupe Nat. Rett. ● <b>91</b> | <b>N9G76P</b> Taupe Lapp. Rett. ● <b>98</b> |

Si consiglia la posa con fuga 2 mm.  
Laying with a 2 mm-joint is recommended.



60x60 - 23<sup>5/8"</sup> x 23<sup>5/8"</sup>



30x60 - 11<sup>13/16"</sup> x 23<sup>5/8"</sup>

**TECNICA**

- |  |  |   |
|--|--|---|
| <b>60G70R</b> White Nat. Rett. ● <b>73</b> | <b>63G70R</b> White Nat. Rett. ● <b>66</b> | <b>63G70RZ</b> White Nat. Rett. ● <b>68</b> |
| <b>60G78R</b> Grey Nat. Rett. ● <b>73</b>  | <b>63G78R</b> Grey Nat. Rett. ● <b>66</b>  | <b>63G78RZ</b> Grey Nat. Rett. ● <b>68</b>  |
| <b>60G79R</b> Dark Nat. Rett. ● <b>73</b>  | <b>63G79R</b> Dark Nat. Rett. ● <b>66</b>  | <b>63G79RZ</b> Dark Nat. Rett. ● <b>68</b>  |
| <b>60G73R</b> Sand Nat. Rett. ● <b>73</b>  | <b>63G73R</b> Sand Nat. Rett. ● <b>66</b>  | <b>63G73RZ</b> Sand Nat. Rett. ● <b>68</b>  |
| <b>60G76R</b> Taupe Nat. Rett. ● <b>73</b> | <b>63G76R</b> Taupe Nat. Rett. ● <b>66</b> | <b>63G76RZ</b> Taupe Nat. Rett. ● <b>68</b> |


**Formati 15x120, 20x120, 30x120 sono disponibili su richiesta.**  
**Consegna in 8 settimane.**  
Additional formats 15x120, 20x120, 30x120 are available on request.  
8 weeks delivery.

**decori / decors**

**Listelli Sfalsati\***  
30x60 - 11<sup>13/16"</sup> x 23<sup>5/8"</sup>



**M63G70R** White Nat. ● **113**



**M63G78R** Grey Nat. ● **113**



**M63G79R** Dark Nat. ● **113**



**M63G73R** Sand Nat. ● **113**



**M63G76R** Taupe Nat. ● **113**

**Mosaico Dado\***  
30x30 - 11<sup>13/16"</sup> x 11<sup>13/16"</sup>  
Tessera - Chip 4,8x4,8 - 1<sup>7/8"</sup> x 1<sup>7/8"</sup>



**Z30G70R** White Nat. ● **138**



**Z30G78R** Grey Nat. ● **138**



**Z30G79R** Dark Nat. ● **138**



**Z30G73R** Sand Nat. ● **138**



**Z30G76R** Taupe Nat. ● **138**


**Mosaico Bis\***  
37,4x29,1 - 14<sup>3/4"</sup> x 11<sup>7/16"</sup>



**N30G70R** White Nat. ● **142**



**N30G78R** Grey Nat. ● **142**



**N30G79R** Dark Nat. ● **142**



**N30G73R** Sand Nat. ● **142**



**N30G76R** Taupe Nat. ● **142**

\* Su rete in fibra - On fibre mesh backing

## MINIMAL



pezzi speciali / trims



**BATTISCOPA - SKIRTING**

7,5x60 - 2<sup>15/16</sup>"x23<sup>5/8</sup>"

Pcs. Box. 15 - ML x Box 9,00

- 87G70R** White Nat. Rett. ● 16
- 87G78R** Grey Nat. Rett. ● 16
- 87G79R** Dark Nat. Rett. ● 16
- 87G73R** Sand Nat. Rett. ● 16
- 87G76R** Taupe Nat. Rett. ● 16

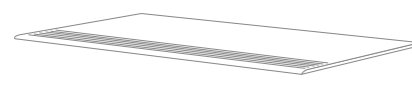


**BATTISCOPA - SKIRTING**

4,6x90 - 1<sup>13/16</sup>"x35<sup>7/16</sup>"

Pcs. Box. 8 - ML x Box 7,20

- B3G70R** White Nat. Rett. ● 23
- B3G78R** Grey Nat. Rett. ● 23
- B3G79R** Dark Nat. Rett. ● 23
- B3G73R** Sand Nat. Rett. ● 23
- B3G76R** Taupe Nat. Rett. ● 23



**GRADINO - STAIR TREAD**

33x120 - 12<sup>15/16</sup>"x47<sup>1/4</sup>"

Pcs. Box. 2 - ML x Box 2,40

- 74G70R** White Nat. Rett. ● 120
- 74G78R** Grey Nat. Rett. ● 120
- 74G79R** Dark Nat. Rett. ● 120
- 74G73R** Sand Nat. Rett. ● 120
- 74G76R** Taupe Nat. Rett. ● 120

- 74G70P** White Lapp. Rett. ● 122
- 74G78P** Grey Lapp. Rett. ● 122
- 74G79P** Dark Lapp. Rett. ● 122
- 74G73P** Sand Lapp. Rett. ● 122
- 74G76P** Taupe Lapp. Rett. ● 122



### TECNICA

A richiesta / On request

- 74G70RZ** White Nat. Rett. ● 120
- 74G78RZ** Grey Nat. Rett. ● 120
- 74G79RZ** Dark Nat. Rett. ● 120
- 74G73RZ** Sand Nat. Rett. ● 120
- 74G76RZ** Taupe Nat. Rett. ● 120



**GRADONE - STEP**

33x120x3,2x3,2 - 12<sup>15/16</sup>"x47<sup>1/4</sup>"x1<sup>1/4</sup>" x1<sup>1/4</sup>"

Pcs. Box. 2 - ML x Box 2,40

- CRG70R** White Nat. Rett. ● 139
- CRG78R** Grey Nat. Rett. ● 139
- CRG79R** Dark Nat. Rett. ● 139
- CRG73R** Sand Nat. Rett. ● 139
- CRG76R** Taupe Nat. Rett. ● 139



**ANGOLARE DX / SX**

**CORNER TILE DX / SX**

33x120x3,2x3,2 - 12<sup>15/16</sup>"x47<sup>1/4</sup>"x1<sup>1/4</sup>" x1<sup>1/4</sup>"

Pcs. Box. 1 - ML x Box 1,20

- ACG70RD / ACG70RS** White Nat. Rett. ● 142
- ACG78RD / ACG78RS** Grey Nat. Rett. ● 142
- ACG79RD / ACG79RS** Dark Nat. Rett. ● 142
- ACG73RD / ACG73RS** Sand Nat. Rett. ● 142
- ACG76RD / ACG76RS** Taupe Nat. Rett. ● 142



**98G93RZ** Sand Martellata Tecnica Nat. Rett. 60x120 - 23<sup>5/8</sup>"x47<sup>1/4</sup>"

**98G83R** Sand Rullata Nat. Rett. 60x120 - 23<sup>5/8</sup>"x47<sup>1/4</sup>"



**formati / sizes**



60x120 - 23<sup>5/8</sup>"x47<sup>1/4</sup>"



**TECNICA**

- 98G90R White Nat. Rett. ● 89
- 98G98R Grey Nat. Rett. ● 89
- 98G99R Dark Nat. Rett. ● 89
- 98G93R Sand Nat. Rett. ● 89
- 98G96R Taupe Nat. Rett. ● 89
- 98G90RZ White Nat. Rett. ● 91
- 98G98RZ Grey Nat. Rett. ● 91
- 98G99RZ Dark Nat. Rett. ● 91
- 98G93RZ Sand Nat. Rett. ● 91
- 98G96RZ Taupe Nat. Rett. ● 91

Si consiglia la posa con fuga 2 mm. - Laying with a 2 mm-joint is recommended.

**pezzi speciali / trims**



BATTISCOPIA - SKIRTING  
7,5x60 - 2<sup>15/16</sup>"x23<sup>5/8</sup>"  
Pcs. Box. 15 - ML x Box 9,00

- 87G90R White Nat. Rett. ● 16
- 87G98R Grey Nat. Rett. ● 16
- 87G99R Dark Nat. Rett. ● 16
- 87G93R Sand Nat. Rett. ● 16
- 87G96R Taupe Nat. Rett. ● 16



GRADONE - STEP  
33x120x3,2x3,2 - 12<sup>15/16</sup>"x47<sup>1/4</sup>"x1<sup>1/4</sup>" x1<sup>1/4</sup>"  
Pcs. Box. 2 - ML x Box 2,40

- CRG90R White Nat. Rett. ● 139
- CRG98R Grey Nat. Rett. ● 139
- CRG99R Dark Nat. Rett. ● 139
- CRG93R Sand Nat. Rett. ● 139
- CRG96R Taupe Nat. Rett. ● 139



30x60 - 11<sup>13/16</sup>"x23<sup>5/8</sup>"



**TECNICA**

- 63G90R White Nat. Rett. ● 66
- 63G98R Grey Nat. Rett. ● 66
- 63G99R Dark Nat. Rett. ● 66
- 63G93R Sand Nat. Rett. ● 66
- 63G96R Taupe Nat. Rett. ● 66
- 63G90RZ White Nat. Rett. ● 68
- 63G98RZ Grey Nat. Rett. ● 68
- 63G99RZ Dark Nat. Rett. ● 68
- 63G93RZ Sand Nat. Rett. ● 68
- 63G96RZ Taupe Nat. Rett. ● 68



ANGOLARE DX / SX  
CORNER TILE DX / SX  
33x120x3,2x3,2 - 12<sup>15/16</sup>"x47<sup>1/4</sup>"x1<sup>1/4</sup>" x1<sup>1/4</sup>"  
Pcs. Box. 1 - ML x Box 1,20

- ACG90RD / ACG90RS White Nat. Rett. ● 142
- ACG98RD / ACG98RS Grey Nat. Rett. ● 142
- ACG99RD / ACG99RS Dark Nat. Rett. ● 142
- ACG93RD / ACG93RS Sand Nat. Rett. ● 142
- ACG96RD / ACG96RS Taupe Nat. Rett. ● 142



GRADINO - STAIR TREAD  
33x120 - 12<sup>15/16</sup>"x47<sup>1/4</sup>"  
Pcs. Box. 2 - ML x Box 2,40

- 74G90R White Nat. Rett. ● 120
- 74G98R Grey Nat. Rett. ● 120
- 74G99R Dark Nat. Rett. ● 120
- 74G93R Sand Nat. Rett. ● 120
- 74G96R Taupe Nat. Rett. ● 120
- 74G90RZ White Nat. Rett. ● 120
- 74G98RZ Grey Nat. Rett. ● 120
- 74G99RZ Dark Nat. Rett. ● 120
- 74G93RZ Sand Nat. Rett. ● 120
- 74G96RZ Taupe Nat. Rett. ● 120



**TECNICA**

A richiesta / On request

**decori / decors**

**Listelli Sfalsati\***  
30x60 - 11<sup>13/16</sup>"x23<sup>5/8</sup>"



M63G90R White Nat. ● 113



M63G98R Grey Nat. ● 113



M63G99R Dark Nat. ● 113



M63G93R Sand Nat. ● 113



M63G96R Taupe Nat. ● 113

**Mosaico Dado\***  
30x30 - 11<sup>13/16</sup>"x11<sup>13/16</sup>"


Tessera - Chip 4,8x4,8 - 1<sup>7/8</sup>"x1<sup>7/8</sup>"



Z30G90R White Nat. ● 138



Z30G98R Grey Nat. ● 138



Z30G99R Dark Nat. ● 138



Z30G93R Sand Nat. ● 138



Z30G96R Taupe Nat. ● 138

**Mosaico Bis\***  
37,4x29,1 - 14<sup>3/4</sup>"x11<sup>7/16</sup>"



N30G90R White Nat. ● 142



N30G98R Grey Nat. ● 142



N30G99R Dark Nat. ● 142




N30G93R Sand Nat. ● 142



N30G96R Taupe Nat. ● 142

\* Su rete in fibra - On fibre mesh backing

 **formati / sizes**



**60x120 - 23<sup>5/8</sup>"x47<sup>1/4</sup>"**

- 98G80R** White Nat. Rett. ● **89**
- 98G88R** Grey Nat. Rett. ● **89**
- 98G89R** Dark Nat. Rett. ● **89**
- 98G83R** Sand Nat. Rett. ● **89**
- 98G86R** Taupe Nat. Rett. ● **89**



**30x120 - 11<sup>13/16</sup>"x47<sup>1/4</sup>"**

- 55G80R** White Nat. Rett. ● **91**
- 55G88R** Grey Nat. Rett. ● **91**
- 55G89R** Dark Nat. Rett. ● **91**
- 55G83R** Sand Nat. Rett. ● **91**
- 55G86R** Taupe Nat. Rett. ● **91**



**30x60 - 11<sup>13/16</sup>"x23<sup>5/8</sup>"**

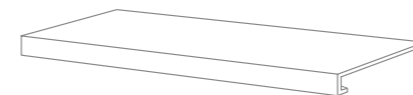
- 63G80R** White Nat. Rett. ● **66**
- 63G88R** Grey Nat. Rett. ● **66**
- 63G89R** Dark Nat. Rett. ● **66**
- 63G83R** Sand Nat. Rett. ● **66**
- 63G86R** Taupe Nat. Rett. ● **66**

 **pezzi speciali / trims**




**BATTISCOPA - SKIRTING**  
7,5x60 - 2<sup>15/16</sup>"x23<sup>5/8</sup>"  
Pcs. Box. 15 - ML x Box 9,00

- 87G80R** White Nat. Rett. ● **16**
- 87G88R** Grey Nat. Rett. ● **16**
- 87G89R** Dark Nat. Rett. ● **16**
- 87G83R** Sand Nat. Rett. ● **16**
- 87G86R** Taupe Nat. Rett. ● **16**



**GRADONE - STEP**  
33x120x3,2x3,2 - 12<sup>15/16</sup>"x47<sup>1/4</sup>"x1<sup>1/4</sup>" x1<sup>1/4</sup>"  
Pcs. Box. 2 - ML x Box 2,40

- CRG80R** White Nat. Rett. ● **139**
- CRG88R** Grey Nat. Rett. ● **139**
- CRG89R** Dark Nat. Rett. ● **139**
- CRG83R** Sand Nat. Rett. ● **139**
- CRG86R** Taupe Nat. Rett. ● **139**




**GRADINO - STAIR TREAD**  
33x120 - 12<sup>15/16</sup>"x47<sup>1/4</sup>"  
Pcs. Box. 2 - ML x Box 2,40

- 74G80R** White Nat. Rett. ● **120**
- 74G88R** Grey Nat. Rett. ● **120**
- 74G89R** Dark Nat. Rett. ● **120**
- 74G83R** Sand Nat. Rett. ● **120**
- 74G86R** Taupe Nat. Rett. ● **120**



**ANGOLARE DX / SX**  
**CORNER TILE DX / SX**  
33x120x3,2x3,2 - 12<sup>15/16</sup>"x47<sup>1/4</sup>"x1<sup>1/4</sup>" x1<sup>1/4</sup>"  
Pcs. Box. 1 - ML x Box 1,20

- ACG80RD / ACG80RS** White Nat. Rett. ● **142**
- ACG88RD / ACG88RS** Grey Nat. Rett. ● **142**
- ACG89RD / ACG89RS** Dark Nat. Rett. ● **142**
- ACG83RD / ACG83RS** Sand Nat. Rett. ● **142**
- ACG86RD / ACG86RS** Taupe Nat. Rett. ● **142**

**20MM****MINIMAL****formati / sizes****50x100 - 19<sup>11/16</sup>" x 39<sup>3/8</sup>"**

**XC5G73R** Sand Nat. Rett. ● **99**  
**XC5G78R** Grey Nat. Rett. ● **99**  
**XC5G79R** Dark Nat. Rett. ● **99**

**pezzi speciali / trims**

**GRADONE - STEP**  
 33x100x5 - 12<sup>15/16</sup>" x 39<sup>3/8</sup>" x 1<sup>15/16</sup>"  
 Pcs. Box. 2 - ML x Box 2,00

**8SG73R** Sand Nat. Rett. ● **128**  
**8SG78R** Grey Nat. Rett. ● **128**  
**8SG79R** Dark Nat. Rett. ● **128**



**ANGOLARE DX / SX**  
**CORNER TILE DX / SX**  
 33x100x5 - 12<sup>15/16</sup>" x 39<sup>3/8</sup>" x 1<sup>15/16</sup>"  
 Pcs. Box. 2 - ML x Box 2,00

**8SG73RD / 8SG73RS** Sand Nat. Rett. ● **138**  
**8SG78RD / 8SG78RS** Grey Nat. Rett. ● **138**  
**8SG79RD / 8SG79RS** Dark Nat. Rett. ● **138**



**GRADINO - STAIR TREAD**  
 33x100 - 12<sup>15/16</sup>" x 39<sup>3/8</sup>"  
 Pcs. Box. 2 - ML x Box 2,00

**6SG73R** Sand Nat. Rett. ● **128**  
**6SG78R** Grey Nat. Rett. ● **128**  
**6SG79R** Dark Nat. Rett. ● **128**

**ALZATA - RISER**  
 16,5x100 - 6<sup>1/2</sup>" x 39<sup>3/8</sup>"  
 Pcs. Box. 4 - ML x Box 4,00

**4TG73R** Sand Nat. Rett. ● **50**  
**4TG78R** Grey Nat. Rett. ● **50**  
**4TG79R** Dark Nat. Rett. ● **50**



**TERMINALE - ENDINGPIECE**  
 33x100x2,5 - 12<sup>15/16</sup>" x 39<sup>3/8</sup>" x 1<sup>15/16</sup>"  
 Pcs. Box. 2 - ML x Box 2,00

**7SG73R** Sand Nat. Rett. ● **128**  
**7SG78R** Grey Nat. Rett. ● **128**  
**7SG79R** Dark Nat. Rett. ● **128**

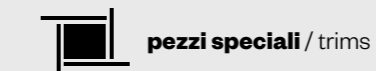


**ANGOLO TERMINALE DX / SX**  
**ENDINGPIECE CORNER DX / SX**  
 33x100x2,5 - 12<sup>15/16</sup>" x 39<sup>3/8</sup>" x 1<sup>15/16</sup>"  
 Pcs. Box. 2 - ML x Box 2,00

**7SG73RD / 7SG73RS** Sand Nat. Rett. ● **138**  
**7SG78RD / 7SG78RS** Grey Nat. Rett. ● **138**  
**7SG79RD / 7SG79RS** Dark Nat. Rett. ● **138**

**MARTELLATA****20MM****formati / sizes****40x120 - 15<sup>3/4</sup>" x 47<sup>1/4</sup>"**

**X41G93R** Sand Nat. Rett. ● **118**  
**X41G98R** Grey Nat. Rett. ● **118**  
**X41G99R** Dark Nat. Rett. ● **118**

**pezzi speciali / trims**

**GRADONE - STEP**  
 33x120x5 - 12<sup>15/16</sup>" x 47<sup>1/4</sup>" x 1<sup>15/16</sup>"  
 Pcs. Box. 2 - ML x Box 2,40

**2GG93R** Sand Nat. Rett. ● **139**  
**2GG98R** Grey Nat. Rett. ● **139**  
**2GG99R** Dark Nat. Rett. ● **139**



**ANGOLARE DX / SX**  
**CORNER TILE DX / SX**  
 33x120x5 - 12<sup>15/16</sup>" x 47<sup>1/4</sup>" x 1<sup>15/16</sup>"  
 Pcs. Box. 2 - ML x Box 2,40

**2GG93RD / 2GG93RS** Sand Nat. Rett. ● **146**  
**2GG98RD / 2GG98RS** Grey Nat. Rett. ● **146**  
**2GG99RD / 2GG99RS** Dark Nat. Rett. ● **146**



**GRADINO - STAIR TREAD**  
 33x120 - 12<sup>15/16</sup>" x 47<sup>1/4</sup>"  
 Pcs. Box. 2 - ML x Box 2,40

**4GG93R** Sand Nat. Rett. ● **137**  
**4GG98R** Grey Nat. Rett. ● **137**  
**4GG99R** Dark Nat. Rett. ● **137**

**ALZATA - RISER**  
 16,5x120 - 6<sup>1/2</sup>" x 47<sup>1/4</sup>"  
 Pcs. Box. 4 - ML x Box 4,80

**2TG93R** Sand Nat. Rett. ● **58**  
**2TG98R** Grey Nat. Rett. ● **58**  
**2TG99R** Dark Nat. Rett. ● **58**




**TERMINALE - ENDINGPIECE**  
 33x120x2,5 - 12<sup>15/16</sup>" x 47<sup>1/4</sup>" x 1<sup>15/16</sup>"  
 Pcs. Box. 2 - ML x Box 2,40

**3GG93R** Sand Nat. Rett. ● **139**  
**3GG98R** Grey Nat. Rett. ● **139**  
**3GG99R** Dark Nat. Rett. ● **139**



**ANGOLO TERMINALE DX / SX**  
**ENDINGPIECE CORNER DX / SX**  
 33x120x2,5 - 12<sup>15/16</sup>" x 47<sup>1/4</sup>" x 1<sup>15/16</sup>"  
 Pcs. Box. 2 - ML x Box 2,40

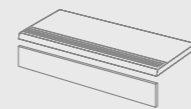
**3GG93RD / 3GG93RS** Sand Nat. Rett. ● **146**  
**3GG98RD / 3GG98RS** Grey Nat. Rett. ● **146**  
**3GG99RD / 3GG99RS** Dark Nat. Rett. ● **146**

**20MM****RULLATA****formati / sizes****60x60 - 23<sup>5/8</sup>"x23<sup>5/8</sup>"****X60G83R** Sand Nat. Rett. ● **97****X60G88R** Grey Nat. Rett. ● **97****X06G89R** Dark Nat. Rett. ● **97****pezzi speciali / trims****GRADONE - STEP**33x60x5 - 12<sup>15/16</sup>"x23<sup>5/8</sup>"x1<sup>15/16</sup>"

Pcs. Box. 2 - ML x Box 1,20

**2SG83R** Sand Nat. Rett. ● **99****2SG88R** Grey Nat. Rett. ● **99****2GG89R** Dark Nat. Rett. ● **99****ANGOLARE DX / SX****CORNERTILE DX / SX**33x60x5 - 12<sup>15/16</sup>"x23<sup>5/8</sup>"x1<sup>15/16</sup>"

Pcs. Box. 2 - ML x Box 1,20

**2SG83RD / 2SG83RS** Sand Nat. Rett. ● **129****2SG88RD / 2SG88RS** Grey Nat. Rett. ● **129****2SG89RD / 2SG89RS** Dark Nat. Rett. ● **129****GRADINO - STAIR TREAD**33x60 - 12<sup>15/16</sup>"x23<sup>5/8</sup>"

Pcs. Box. 2 - ML x Box 1,20

**4SG83R** Sand Nat. Rett. ● **86****4SG88R** Grey Nat. Rett. ● **86****4GG89R** Dark Nat. Rett. ● **86****ALZATA - RISER**16,5x60 - 6<sup>1/2</sup>"x23<sup>5/8</sup>"

Pcs. Box. 2 - ML x Box 1,20

**1TG83R** Sand Nat. Rett. ● **35****1TG88R** Grey Nat. Rett. ● **35****1TG89R** Dark Nat. Rett. ● **35****TERMINALE - ENDINGPIECE**33x60x2,5 - 12<sup>15/16</sup>"x23<sup>5/8</sup>"x1<sup>15/16</sup>"

Pcs. Box. 2 - ML x Box 1,20

**3SG83R** Sand Nat. Rett. ● **99****3SG88R** Grey Nat. Rett. ● **99****3GG89R** Dark Nat. Rett. ● **99****ANGOLO TERMINALE DX / SX****ENDINGPIECE CORNER DX / SX**33x60x2,5 - 12<sup>15/16</sup>"x23<sup>5/8</sup>"x1<sup>15/16</sup>"

Pcs. Box. 2 - ML x Box 1,20

**3SG83RD / 3SG83RS** Sand Nat. Rett. ● **129****3SG88RD / 3SG88RS** Grey Nat. Rett. ● **129****3GG89RD / 3GG89RS** Dark Nat. Rett. ● **129****STONETALK**

Moderate

	<b>COEFFICIENTE DI ATTRITO</b> Slip resistance - Coefficient de glissement Rutschfestigkeit Barfußbereich Coeficiente de atrito medio - Коэффициент трения	DIN 51130	<b>NATURALE</b>	<b>LAPPATO</b>	<b>TECNICA NATURALE / 20MM</b>
		DIN 51097	R 10	-	R 11
		ANSI A 137.1	B (A+B)	-	C (A+B+C)
		2012 DCOF (SECTION 9.6)	WET ≥ 0,42	WET ≥ 0,42	WET ≥ 0,42
B.C.R.A.	≥ 0,40	≥ 0,40	≥ 0,40		

Articolo Item	Formato (cm) Size (cm)	Spessore (mm) Thickness (mm)	Pz. x Mq. Pieces x Sqm	Pz. x Scat. Pieces x Box	Mq. x Scat. Sqm x Box	Peso x Scat. (Kg) Weight x Box (Kg)	Scat. x Pal. Boxes x Pal.	Mq. x Pal. Sqm x Pal.	Peso x Pal. (Kg) Weight x Pal. (Kg)
Reference	Format (cm)	Epaisseur (mm)	Pcs / M <sup>2</sup>	Pcs / Bte	M <sup>2</sup> / Bte	Poids / Bte (Kg)	Bte / Pal.	M <sup>2</sup> / Pal.	Poids / Pal. (Kg)
Artikel	Format (cm)	Stärke (mm)	Stk. x Qm	Stk. x Krt.	Qm x Krt.	Gewicht x Krt. (Kg)	Krt. x Pal.	Qm x Pal.	Gewicht x Pal. (Kg)
Articulo	Tamaño (cm)	Espesor (mm)	Pzs x Mc.	Pzs x Caja	Mc. x Caja	Peso x Caja (Kg)	Cajas x Pal.	Mc. x Pal.	Peso x Pal. (Kg)
Артикула	Формат (cm)	Толщина (mm)	Шт. x Кв.М.	Шт. x Кор.	Кв.М. x Кор.	Вес x Кор. (Kg)	Кор. x Подд.	Кв.М x Подд.	Вес x Подд (Kg)
98G__R/RZ/P	60x120	10	1,39	2	1,440	36,20	36	51,84	1303
X41G9_R	40x120	20	2,08	1	0,480	22,50	48	23,04	1080
55G8_R	30x120	10	2,77	4	1,440	34,40	22	31,68	757
XC5G7_R	50x100	20	2,00	1	0,500	22,50	30	15,00	675
N9G7_R/P	90x90	10	1,23	2	1,620	36,00	18	29,16	648
60G7_R	60x60	10	2,78	3	1,080	25,00	40	43,20	1000
X60G8_R	60x60	20	2,75	2	0,720	33,60	32	23,04	1075
63G__R/RZ	30x60	10	5,56	6	1,080	25,00	40	43,20	1000
M63G__R	30x60	10	5,56	4	0,720	16,00	30	21,60	480
Z30G__R	30x30	10	11,11	5	0,450	10,50	-	-	-
N30G__R	37,4X29,1	10	11,11	5	0,544	13,08	-	-	-

**STONETALK**



Ergon is a brand of Emilceramica S.r.l. a socio unico	Sede Commerciale/Amministrativa
<a href="http://emilgroup.it/ergon">emilgroup.it/ergon</a> <a href="http://emilgroup.it">emilgroup.it</a>	Via Ghiarola Nuova, 29 - 41042 Fiorano Modenese (Mo) Italy T +39 0536 835111 - <a href="mailto:info@emilceramicagroup.it">info@emilceramicagroup.it</a> F (Italy) +39 0536 835958 - (Export) +39 0536 835490

