


BE-SQUARE



Be-Square celebrates the most essential and pure aspect of concrete, a neutral and very impactful, versatile and timeless material, it becomes the star of the space discreetly, meticulously and elegantly.

Created in sizes of 60x120, 60x60, 30x60, 80x80 (both natural and semi-polished), 40x80, in 4 trendy colours from Avorio to Nero, Be-Square stands out in the 120x240 and 120x120 slabs, creating linear, seamless surfaces, ideal for the walls of urban spaces and city lofts.

The collection is embellished by a mix of 9 decorated cement tiles of 20x20 size, with nuances balanced in their intensity, and by a mix of 20x20 majolica tiles having a tactile surface consisting of matt and glossy contrasts.

A single decoration was chosen from both mixes of cement and majolica tiles to create strongly characterised decorative surfaces having huge aesthetic impact.


The decorative pieces are completed with a project of 30x30 two-colour Concrete/Black, Ivory/Sand tiles in which the geometric figures of circles and squares alternate. The tiles create, in their alternation, dynamic and vivacious decorative walls.

personal reflections

Be-Square celebra l'aspetto più essenziale e puro del cemento, materiale neutro e di grande impatto, versatile e senza tempo riesce ad essere protagonista dello spazio in modo discreto, rigoroso ed elegante. Realizzata nei formati 60x120, 60x60, 30x60, 80x80 (sia naturale che lappata), 40x80, in 4 colori di tendenza dall'avorio al nero, Be-square si esalta nelle lastre 120x240 e 120x120, creando superficie lineari, senza soluzione di continuità, ideale per rivestire spazi urbani e loft metropolitani.

La collezione è impreziosita da un mix di 9 cementine decorate 20x20, con nuance bilanciate nella loro intensità e da un mix di majoliche 20x20 contraddistinte da una superficie materica dai contrasti matt e lucidi. Da entrambi i mix di cementine e di majoliche è stato selezionato un decoro singolo per realizzare superfici decorative fortemente caratterizzate e di grande impatto estetico.

L'apparato decorativo si completa con un progetto di piastrelle 30x30 bicolore concrete/black, ivory/sand in cui si alternano le figure geometriche di cerchi e quadrati. Le piastrelle creano nell'alternarsi pareti decorative dinamiche vivaci.





80KC8R Concrete Nat. Rett. 80x80 - 31¹/₂"x31¹/₂"

02KCRB BeDecor Concrete Mix Nat. 20x20 - 7⁷/₈"x7⁷/₈"



02KCO Ivory Nat. 20x20 - 7⁷/₈"x7⁷/₈"

02KCRB BeDecor Concrete Mix Nat. 20x20 - 7⁷/₈"x7⁷/₈"



BeDecor Majolica Mix

02KCRC BeDecor Majolica Mix Nat. 20x20 - 7⁷/₈" x 7⁷/₈"
80KC9R Black Nat. Rett. 80x80 - 31¹/₂" x 31¹/₂"

LARGER AND THINNER

New formats available on
SPRING 2018

120x120 cm
120x240 cm

6,5 mm



120x120 - 47^{1/4}"x47^{1/4}"

C3KB0R Ivory Nat. Rett. ● 86
C3KB3R Sand Nat. Rett. ● 86
C3KB8R Concrete Nat. Rett. ● 86
C3KB9R Black Nat. Rett. ● 86




120x240 - 47^{1/4}"x94^{1/2}"

C4KB0R Ivory Nat. Rett. ● 88
C4KB3R Sand Nat. Rett. ● 88
C4KB8R Concrete Nat. Rett. ● 88
C4KB9R Black Nat. Rett. ● 88



formati / formats



60x120 - 23^{5/8}"x47^{1/4}"

98KC0R Ivory Nat. Rett. ● 771
98KC3R Sand Nat. Rett. ● 771
98KC8R Concrete Nat. Rett. ● 771
98KC9R Black Nat. Rett. ● 771



80x80 - 31^{1/2}"x31^{1/2}"

80KC0R Ivory Nat. Rett. ● 78
80KC3R Sand Nat. Rett. ● 78
80KC8R Concrete Nat. Rett. ● 78
80KC9R Black Nat. Rett. ● 78

80KC0P Ivory Lapp. Rett. ● 81
80KC3P Sand Lapp. Rett. ● 81
80KC8P Concrete Lapp. Rett. ● 81
80KC9P Black Lapp. Rett. ● 81



60x60 - 23^{5/8}"x 23^{5/8}"

60KC0R Ivory Nat. Rett. ● 662
60KC3R Sand Nat. Rett. ● 662
60KC8R Concrete Nat. Rett. ● 662
60KC9R Black Nat. Rett. ● 662

60KC0P Ivory Lapp. Rett. ● 771
60KC3P Sand Lapp. Rett. ● 771
60KC8P Concrete Lapp. Rett. ● 771
60KC9P Black Lapp. Rett. ● 771



40x80 - 15^{3/4}"x3^{1/2}"

48KC0R Ivory Nat. Rett. ● 74
48KC3R Sand Nat. Rett. ● 74
48KC8R Concrete Nat. Rett. ● 74
48KC9R Black Nat. Rett. ● 74



30x60 - 11^{3/16}"x 23^{5/8}"

63KC0R Ivory Nat. Rett. ● 61
63KC3R Sand Nat. Rett. ● 61
63KC8R Concrete Nat. Rett. ● 61
63KC9R Black Nat. Rett. ● 61

Si consiglia la posa con fuga 2 mm.
Laying with a 2 mm-joint is recommended.

BEDECOR MAJOLICA MIX



20x20 - 7⁷/₈" x 7⁷/₈"

02KCRC Rett. ● 85

BEDECOR MAJOLICA SINGLE



20x20 - 7⁷/₈" x 7⁷/₈"

02KCRE Rett. ● 85

OPTICAL



30x30 - 11¹³/₁₆" x 11¹³/₁₆"

30KC0RA Ivory/Sand Nat. Rett. ● 41

Pcs. Box. 4

BEDECOR CONCRETE MIX



20x20 - 7⁷/₈" x 7⁷/₈"


02KCRB Nat. Rett. ● 85

BEDECOR CONCRETE SINGLE



20x20 - 7⁷/₈" x 7⁷/₈"

02KCRD Nat. Rett. ● 85



30x30 - 11¹³/₁₆" x 11¹³/₁₆"

30KC8RA Concrete/Black Nat. Rett. ● 41

Pcs. Box. 4

Mosaico 3x3*

Tessera - Chip 2,8x2,8 - 1¹/₈" x 1¹/₈"



30x30 - 11¹³/₁₆" x 11¹³/₁₆"

I30KC0R Ivory Nat. ● 96

I30KC3R Sand Nat. ● 96

I30KC8R Concrete Nat. ● 96

I30KC9R Black Nat. ● 96

Listelli sfalsati*



30x60 - 11¹³/₁₆" x 23⁵/₈"

M63KC0R Ivory Nat. ● 87

M63KC3R Sand Nat. ● 87

M63KC8R Concrete Nat. ● 87

M63KC9R Black Nat. ● 87

* Su rete in fibra
On fibre mesh backing

pezzi speciali / trims



BATTISCOPIA - SKIRTING

7,5x60 - 2¹⁵/₁₆" x 23⁵/₈" Nat. Rett.

Pcs. Box. 15 - ML x Box 9,00

87KC0R Ivory ● 11

87KC3R Sand ● 11

87KC8R Concrete ● 11

87KC9R Black ● 11



BATTISCOPIA - SKIRTING

4,6x80 - 1¹³/₁₆" x 31¹/₂" Nat. Rett.

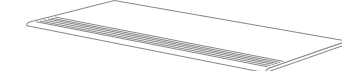
Pcs. Box. 12 - ML x Box 9,60

B2KC0R Ivory ● 16

B2KC3R Sand ● 16

B2KC8R Concrete ● 16

B2KC9R Black ● 16



GRADINO - STAIR TREAD

33x120 - 12¹⁵/₁₆" x 47¹/₄" Nat. Rett.

Pcs. Box. 2 - ML x Box 2,40

74KC0R Ivory ● 90

74KC3R Sand ● 90

74KC8R Concrete ● 90

74KC9R Black ● 90



GRADONE - STEP

33x120x3,2x3,2 - 12¹⁵/₁₆" x 47¹/₄" x 1¹/₄" x 1¹/₄" Nat. Rett.

Pcs. Box. 2 - ML x Box 2,40

CRKC0R Ivory ● 95

CRKC3R Sand ● 95

CRKC8R Concrete ● 95

CRKC9R Black ● 95



ANGOLARE DX / SX - CORNER TILE DX / SX

33x120x3,2x3,2 - 12¹⁵/₁₆" x 47¹/₄" x 1¹/₄" x 1¹/₄" Nat. Rett.

Pcs. Box. 1 - ML x Box 1,20

ACKC0RD / ACKC0RS Ivory ● 100

ACKC3RD / ACKC3RS Sand ● 100

ACKC8RD / ACKC8RS Concrete ● 100

ACKC9RD / ACKC9RS Black ● 100



60x60 - 23^{5/8}" x 23^{5/8}"

- X60KC0R** Ivory Nat. Rett. ● **83**
- X60KC3R** Sand Nat. Rett. ● **83**
- X60KC8R** Concrete Nat. Rett. ● **83**
- X60KC9R** Black Nat. Rett. ● **83**

pezzi speciali / trims



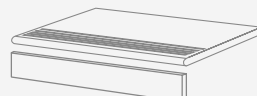
GRADONE - STEP
33x60x5 - 11^{13/16}" x 23^{5/8}" x 1^{15/16}" Nat. Rett.
Pcs. Box. 2 - ML x Box 1,20

- 2SKC0R** Ivory ● **83**
- 2SKC3R** Sand ● **83**
- 2SKC8R** Concrete ● **83**
- 2SKC9R** Black ● **83**



ANGOLARE DX / SX - CORNER TILE DX / SX
33x60x5 - 11^{13/16}" x 23^{5/8}" x 1^{15/16}" Nat. Rett.
Pcs. Box. 2 - ML x Box 1,20

- 2SKC0RD / 2SKC0RS** Ivory ● **93**
- 2SKC3RD / 2SKC3RS** Sand ● **93**
- 2SKC8RD / 2SKC8RS** Concrete ● **93**
- 2SKC9RD / 2SKC9RS** Black ● **93**



GRADINO - STAIR TREAD
33x60 - 11^{13/16}" x 23^{5/8}" Nat. Rett.
Pcs. Box. 2 - ML x Box 1,20

- 4SKC0R** Ivory ● **77**
- 4SKC3R** Sand ● **77**
- 4SKC8R** Concrete ● **77**
- 4SKC9R** Black ● **77**

ALZATA - RISER
16,5x60 - 6^{1/2}" x 23^{5/8}" Nat. Rett.
Pcs. Box. 2 - ML x Box 1,20

- 1TKC0R** Ivory ● **40**
- 1TKC3R** Sand ● **40**
- 1TKC8R** Concrete ● **40**
- 1TKC9R** Black ● **40**



TERMINALE - ENDINGPIECE
33x60x2,5 - 12^{15/16}" x 23^{5/8}" x 1^{15/16}" Nat. Rett.
Pcs. Box. 2 - ML x Box 1,20

- 3SKC0R** Ivory ● **83**
- 3SKC3R** Sand ● **83**
- 3SKC8R** Concrete ● **83**
- 3SKC9R** Black ● **83**



ANG. TERMINALE DX / SX - ENDINGPIECE CORNER DX / SX
33x60x2,5 - 12^{15/16}" x 23^{5/8}" x 1^{15/16}" Nat. Rett.
Pcs. Box. 2 - ML x Box 1,20

- 3SKC0RD / 3SKC0RS** Ivory ● **93**
- 3SKC3RD / 3SKC3RS** Sand ● **93**
- 3SKC8RD / 3SKC8RS** Concrete ● **93**
- 3SKC9RD / 3SKC9RS** Black ● **93**



			NAT.	LAPP.	BEDECOR MAJOLICA	20MM
			DIN 51130	R 10	-	R 9
DIN 51097	B (A+B)	-	-	C (A+B+C)		
ANSI A 137.1	WET ≥ 0,42	-	WET ≥ 0,42	WET ≥ 0,42		
2012 DCOF (SECTION 9.6)	≥ 0,40	-	≥ 0,40	≥ 0,40		
B.C.R.A.						

Articolo	Formato (cm)	Spessore (mm)	Pz. x Mq.	Pz. x Scat.	Mq. x Scat.	Peso x Scat. (Kg)	Scat. x Pal.	Mq. x Pal.	Peso x Pal. (Kg)
Item	Size (cm)	Thickness (mm)	Pieces x Sqm	Pieces x Box	Sqm x Box	Weight x Box (Kg)	Boxes x Pal.	Sqm x Pal.	Weight x Pal. (Kg)
Reference	Format (cm)	Epaisseur (mm)	Pcs / M²	Pcs / Bte	M² / Bte	Poids / Bte (Kg)	Bte / Pal.	M² / Pal.	Poids / Pal. (Kg)
Artikel	Format (cm)	Stärke (mm)	Stk. x Qm	Stk. x Krt.	Qm x Krt.	Gewicht x Krt. (Kg)	Krt. x Pal.	Qm x Pal.	Gewicht x Pal. (Kg)
Articulo	Tamaño (cm)	Espesor (mm)	Pzs x Mc.	Pzs x Caja	Mc. x Caja	Peso x Caja (Kg)	Cajas x Pal.	Mc. x Pal.	Peso x Pal. (Kg)
Артикул	Формат (cm)	Толщина (mm)	Шт. x Кв.М.	Шт. x Кор.	Кв.М. x Кор.	Вес x Кор. (Kg)	Кор. x Подд.	Кв.М x Подд.	Вес x Подд (Kg)
C4KB_R	120x240	6,5	0,35	1	2,880	46	20	57,60	920
C3KB_R	120x120	6,5	0,70	2	2,880	45,90	20	57,60	900
98KC_R	60x120	10	1,39	2	1,440	36,20	36	51,84	1303
60KC_R/P	60x60	10	2,78	3	1,080	24,50	40	43,20	980
X60KC_R	60x60	20	2,78	2	0,720	33,60	32	23,04	1075
63KC_R	30x60	10	5,56	6	1,080	25,00	40	43,20	1000
80KC_R/P	80x80	10	1,56	2	1,280	32,00	40	51,20	1280
48KC_R	40x80	10	3,13	3	0,960	24,00	28	26,88	672
M63KC_R	30x60	10	5,56	4	0,720	16,50	30	21,60	495
I30KC_R	30x30	10	11,11	5	0,450	10,50	-	-	-
02KCRB									
02KCRC									
02KCRD	20x20	10	25,00	18	0,720	17,00	72	51,84	1224
02KCRE									



Emilceramica is a brand of Emilceramica S.r.l. a socio unico	Sede Commerciale/ Amministrativa
emilgroup.it/emilceramica emilgroup.it	Via Ghiarola Nuova, 29 - 41042 Fiorano Modenese (Mo) Italy T +39 0536 835111 - info@emilceramicagroup.it F (Italy) +39 0536 835958 - (Export) +39 0536 835490

EMIL
CERAMICA